

SERIE



Design Katrin Soans

SERIE is a functional system of cabinets that can be combined with all items from the Standard table series. Product family consists of modules that can be well combined with one another. **SERIE** gives one a chance to construct various different sets according to need.



SERIE on funktsionaalne kappide süsteem, mis sobib hästi kõikide Standardi lauaseeriatega. Sari koosneb omavahel mugavalt kombineeritavatest moodulitest ja võimaldab moodustada vastavalt vajadusele väga erinevaid komplekte.

36 **SERIE**



SE4341-F1-N-P



SE2332-K1-L-S

SE2432-K1-L-M1

SE2332-K1-L-S



SE4342-K2-L-M2

Kõrgus 823 mm (P) / Height 823 mm (P)
Kõrgus 887 mm (S, M, R) / Height 887 mm (S, M, R)



800x420 800x420 1200x420
SE2231 SE4231 SE4241

Kõrgus 1207 mm (P) / Height 1207 mm (P)
Kõrgus 1271 mm (S, M, R) / Height 1271 mm (S, M, R)



800x420 800x420 800x420 800x420 1200x420 1200x420
SE2331 SE2332 SE4331 SE4332 SE4341 SE4342

Kõrgus 1591 mm (P) / Height 1591 mm (P)
Kõrgus 1654 mm (S, M) / Height 1654 mm (S, M)



800x420 800x420 800x420
SE1431 SE2432 SE2433

Kõrgus 1975 mm (P) / Height 1975 mm (P)
Kõrgus 2038 mm (S, M) / Height 2038 mm (S, M)



800x420 800x420 800x420 600x420 800x420
SE1531 SE2531 SE2532 SE3521AB SE3531

Printerikapp / Printer cabinet

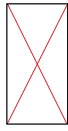


1200x600x637 (P)
1200x600x660 (S, M)
SE4141

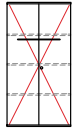
38 SERIE

PANEELID / PANELS

K - Akustiline paneel kangaga / Acoustic panels with textile



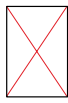
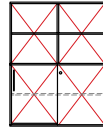
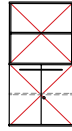
757x1512
SEP0816K



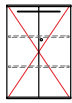
757x744
SEP0808K



566x744
SEP0608K



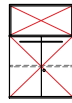
757x1130
SEP0812K



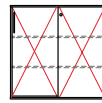
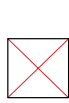
757x360
SEP0804K



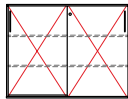
757x744
SEP0808K



566x1130
SEP0612K



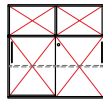
766x1130
SEP0912K



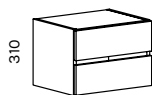
566x745
SEP0608K



566x360
SEP0604K



SAHTLIBOKS KAPPI / DRAWER UNIT FOR STORAGE



310
340 430
PASB12



SE4342-K4-L-M3

SEP0612K

SEP0604K

VIIMISTLUS / FINISHES

JALUSE TÜÜP / BASE TYPE



R - Mööblirattad / Furniture wheels 100mm

ei ole saadaval tiibustega ja üle 1271mm kõrgustel ning 1600mm laiuistel mahutitel

not available for wings doors and over 1271mm high and 1600mm wide containers



P - Plaatsokkel / Plinth board



S - Sokkel / With plinth



M - Metalljalad / Metal legs
M1 valge / white
M2 must / black
M3 hõbehall / silver grey

KÄEPIDEME TÜÜP / HANDLE TYPE



F - käepide ainult lükandustele handle only for sliding doors

F1: L-profiil valge / white
F2: L-profiil must / black
F3: L-profiil hõbe / silver



K1 valge / white
K2 must / black
K3 hõbehall / silver grey

LUKU TÜÜP / LOCK TYPE



L - Lihtlukk kahe võtmega
Standard lock with two keys




N - Mehhaaniline koodluk
Mechanical combination lock


VIIMISTLUS / FINISHES

FASSAADID / FACADES

Melamiin / Melamine



TAUSTAPANEELID / BACK PANELS



Erinevad kangad
Various textiles

MAHUTITE KORPUSED / BODIES OF STORAGE

Melamiin / Melamine

