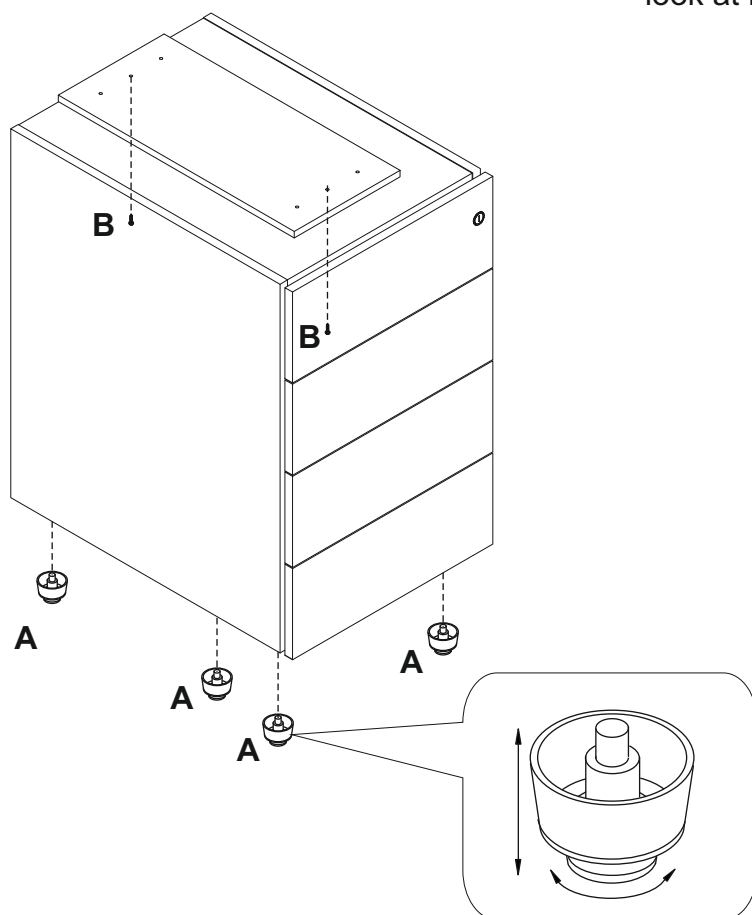
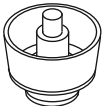

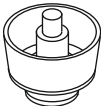




SAHTLIBOKSI **PASBJ44** KINNITAMINE  
 LAUAPLAADI KÜLGE - vaata järgmist lehte  
 FIXING PEDESTAL **PASBJ44** TO DESK TOP  
 - look at next page



A	B	A	B
			
x2	4x45 x2	x2	4x45 x2

## SAHTLIBOKSI **PASBJ44** KINNITAMINE LAUAPLAADI KÜLGE FIXING PEDESTAL **PASBJ44** TO DESK TOP



**Tähelepanu:**

Enne laekakapi kinnitamist lauaplaadi külge tuleb laekad eemaldada.

**Important:**

Before fixing the pedestal to the desk top you must remove drawers.



**1.** Eemaldage laekad.

Laeka eemaldamiseks vajutada siinide küljes olevatele sulguritele.

Remove drawers. For removing push on the holders fixed to gliders.

**2.** Kinnitage lauaplaat kruvidega 4x45.

Fix the desk top to the pedestal with screw 4x45.

**3.** Eemaldatud laeka paigaldamiseks asetada laegas siinidele ja lükata horisontaalselt kuni lõpuni.

**Tähelepanu:** laeka sisselükkamisel kergitada esimest otsa ja vahetult enne lõpuni jõudmist lükata laegas tervenisti siinidele ning lõplikult kinni.

For putting back the removed drawer place the box on gliders and push drawer completely in.

**Attention:** When pushing drawer in, hold front part a little bit higher and at the end push the box on the gliders and fully in the pedestal.

