
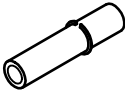
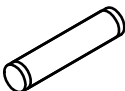




- | | |
|---|---|
| 6 | A x 18 |
| |  |
| | D15x10 |
| | B x 18 |
| |  |
| | D8x25 |
| | C x 22 |
| |  |
| | D8x35 |
| | D x 18 |
| |  |
| | E x 4 |
| |  |
| | D12 |

KS-201

TS-231

RF-31

KS-201

2

L-31

3

4

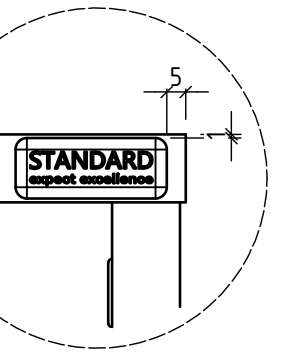
MSL-04

PSL-31

SKR-31

RSL-04

P-31



SE1231

STANDARD