



Design **Katrín Soans**

SERIE

SERIE is a versatile and highly functional cabinet and shelving system, designed to integrate seamlessly with all Standard's office furniture. Its clean-lined, modular design makes it suitable for a wide range of office environments - from individual workstations to shared and collaborative spaces.

The system is built from interchangeable modules, allowing you to configure storage solutions tailored to your specific needs. Whether you require open shelves for easy access, closed cabinets for tidiness, or a combination of both - SERIE offers flexibility without compromising on style or practicality.

Cabinets are available with swing doors or

sliding doors, making them adaptable to different spatial layouts and user preferences. Finishes, base and handle types can be chosen to match the surrounding furniture for a unified visual appearance.

In addition, SERIE includes a variety of height and width options, enabling the creation of both low storage units (sideboards or printer cabinets) and tall shelving systems (archive or display units). The system also includes locks for storing sensitive documents or personal items.

Thanks to its timeless design and durable construction, SERIE offers long-term functionality while supporting a well-organized and aesthetically cohesive office environment.


FINISHES

FACADE

MELAMINE



White



Beige



Light Grey



Green



Dark Grey



Dark Walnut



Oak



Light Oak

BODY, UPPER TOP

HANDLES, LEGS, CASTORS

MELAMINE

METAL



White



Light Grey



Dark Grey



RAL9016
White



RAL9006
Silver Grey



RAL9005
Black





P - PLINTH BOARD (3 CM)*

BASE THAT GIVES CABINET A LIGHT APPEARANCE



S - PLINTH FRAME (10 CM)*

BASE THAT GROUNDS CABINET WITH CLEAN LINE



M - METAL LEGS

BASE THAT COMBINES LIGHTNESS WITH STABILITY



R - LOCKABLE CASTORS

MOBILE BASE THAT ADDS FLEXIBILITY



* Plinth same color as body
** Not available for swing doors and storage cabinets higher than 1271 mm and wider than 1600 mm

K-HANDLE

AVAILABLE IN WHITE, BLACK & SILVER GREY



OPTIONAL F-HANDLE

AVAILABLE IN WHITE, BLACK & SILVER GREY



STANDARD LOCK WITH 2 KEYS

SECURE STORAGE FOR PERSONAL ITEMS**




OPTIONAL MECHANICAL LOCK

SECURE STORAGE FOR PERSONAL ITEMS**



* Available master keys for locks (minimum 7 keys per office)





SHELF

SHELF

SE1231

SHELF

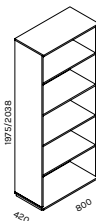
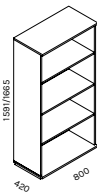
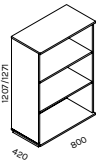
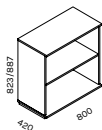
SE1331

SHELF

SE1431

SHELF

SE1531



Smaller height with P-base, higher height with S-, M- and R-base

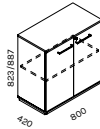




CABINET WITH SWING DOOR

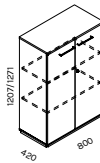
CABINET

SE2231



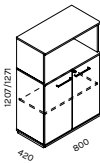
CABINET

SE2331



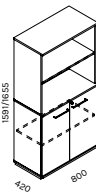
CABINET

SE2332



CABINET

SE2432



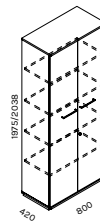
Smaller height with P-base, higher height with S-, M- and R-base



CABINET WITH SWING DOOR

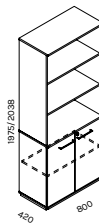
CABINET

SE2531



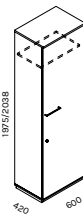
CABINET

SE2532



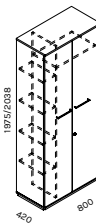
WARDROBE

SE3521AB



WARDROBE

SE3531



Smaller height with P-base, higher height with S-, M- and R-base

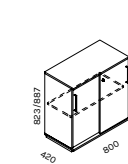




CABINET WITH SWING DOOR

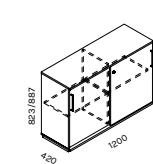
CABINET

SE4231



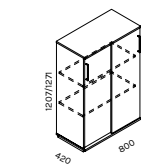
CABINET

SE4241



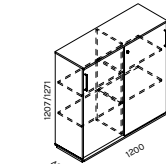
CABINET

SE4331



CABINET

SE4341

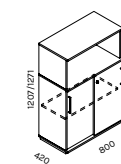


Smaller height with P-base, higher height with S-, M- and R-base

CABINET WITH SWING DOOR

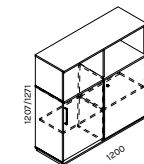
CABINET

SE4332



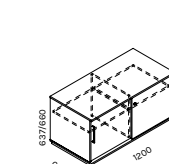
CABINET

SE4342



PRINTER CABINET

SE4141



Smaller height with P-base, higher height with S-, M- and R-base