

STANDARD

The Art of Furnishing



COLLECTION 2026



GRUNBERG

TÖÖTUBA
WORKSHOP

80 Years of Furniture Design & Craftmanship

Standard is one of Estonia's longest-running furniture brands, crafting and selling furniture since 1944. Today, we are an international company creating high-quality furniture for modern business environments. We have our own advanced production facility and in-house engineering team.

The name, Standard, is both our benchmark and promise: a continual pursuit of quality and perfection.

We believe people perform at their best when their surroundings truly support their needs, at work and on the move. That is the environment we design, because if you have a choice, you can always choose more.

We work closely with clients and architects to create the best possible solutions. If you need specific materials or custom-made pieces that go beyond our catalogue, we are always ready to help and find the right solution together.



Sustainability & Quality

We see it as our responsibility to make Standard's production and supply chain caring for the environment and truly sustainable.

We have taken several steps to reduce CO2 footprint of our operations. Over 70% of the heat used in our production is generated in our certified biomass boiler, using our own production residues. This significantly reduces the use of fossil fuels and supports circular economy principles.

Our FSC licences cover both FSC Mix and FSC 100% categories, underscoring our commitment to responsible sourcing and sustainable forestry.

The electricity used in our factory comes from renewable sources - wind and solar parks located in Estonia. At the same time, we are actively working on material innovation to introduce more recyclable materials to the market.



*We help to
create spaces that
inspire success*



Co-Working Spaces

CONNECT.....12

Workspaces

ART.....24

CRATE EL.....30

CRATE A.....36

PIANO.....38

PIANO WOOD.....40

PIANO EL.....44

PIANO.....50

PIANO U.....52

PIANO UF.....54

PIANO A.....56

LITE.....58

SOFT.....62

MUTEK.....70

PIANO.....74

Meeting Spaces

FLY.....78

KOKO.....82

FORUM.....86

FORUM U.....88

FORUM A.....90

FALDA.....92

OMICRON.....94

SMALL TABLES.....96

Storage & Space Dividers

PIANO.....104

SERIE.....114

ENDLESS.....124

HOK.....132

Waiting & Lounge Areas

LAND.....138

ZEETA.....144

FRANK.....150

BLISS.....152

HUUGO.....154

RETRO 1973.....156

NAP.....158

SOFA TABLES.....160

LAND TABLE.....162

ZEETA TABLE.....164

FRANK TABLE.....166

S-TABLE.....168

CHAIRS.....170

VIPSI.....172

Accessories

ACCESSORIES.....174

Upholstery Material

UPHOLSTERY MATERIAL.....182

Photography by: Tõnu Tunnel, Terje Ugandi, Karl Kasepõld, Sinne Kivimaa, Albert Kerstna
Renderings by: Nordic Render, Markus Margus






01

Co-Working
Spaces

CONNECT





Design Kai Stania

CONNECT

CONNECT is a series of innovative office furniture designed to support meaningful collaboration in modern work environments. With its clean, minimalist aesthetic, the collection is ideal for a variety of public and shared spaces.

A broad selection of colors allows for seamless integration into any interior, while the acoustic

screen helps to reduce ambient noise, creating a more focused and comfortable atmosphere.

Whether in a contemporary office, an open-plan workspace, or a library, the CONNECT series enhances the environment with both functionality and visual appeal.

WOOLY TEXTILE

CONNECT PRODUCTS ARE ONLY AVAILABLE IN NEVOTEX WOOLY FABRIC

KAI STANIA SELECTION

TEXTILES

Ivory 2256	Ivory 2256	Beige 2151	Beige 2151	Beige 2151	Soft Blue 9860	Soft Green 2252	Terra 2012	Marsala 2301
Navy 1007	Antracite 1001	Bottle Green 1011	Java Melange 2153	Wine 9233	Navy 1007	Bottle Green 1011	Java Melange 2153	Wine 9233

FINISHES

DESK TOP

LEG FRAME

MELAMINE

METAL

White	Beige	Light Grey	Green	Dark Grey	Dark Walnut	Oak	Light Oak	RAL9005 Black





CONNECT

The CONNECT chair is a versatile seating solution designed for both focused individual work and quick meetings with a colleague. It combines acoustic comfort with a range of smart, practical features. The chair is available in two versions: an armchair with a fixed base for more stable setups and a swivel armchair for added flexibility.

One of its standout features is the integrated folding table, which provides a convenient

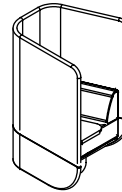
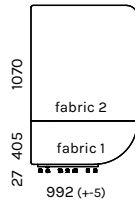
surface for working or holding informal discussions whenever needed. Additionally, the chair includes a built-in charging port, ensuring your devices stay charged and ready throughout the day.

With a wide selection of colors, the CONNECT chair can be seamlessly integrated into any environment - whether it's a modern office, open-plan workspace, or library. It enhances the setting not only with its functionality, but also with its clean, contemporary design.

ACOUSTIC ARMCHAIR

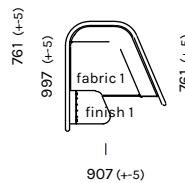
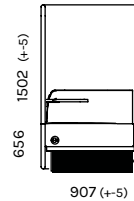
ARMCHAIR

CN-TT-IE-A/B /
WITHOUT POWER



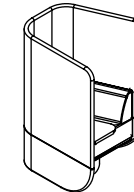
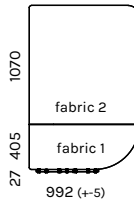
ARMCHAIR

CN-TT-A/B /
WITH POWER



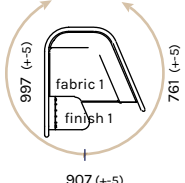
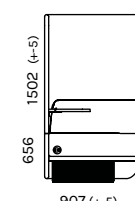
SWIVEL ARMCHAIR

CN-PT-IE-A/B /
WITHOUT POWER



SWIVEL ARMCHAIR

CN-PT-A/B /
WITH POWER



PRACTICAL SIDE TABLE

SPACE-SAVING SURFACE THAT CAN BE EASILY
OPENED WHEN NEEDED




PRACTICAL SIDE TABLE

SPACE-SAVING SURFACE THAT CAN BE EASILY
TUCKED AWAY WHEN NOT IN USE





STANDING
TABLE WITH
SCREEN
POSSIBILITY



CHARGING



HDMI SCREEN
SHARING

CONNECT

The CONNECT standing conference table is a smart and stylish solution for quick meetings, combining modern design with practical functionality.

It can be ordered with an integrated display, enabling easy and effective information exchange. The table is also equipped with power and USB outlets, ensuring convenient connectivity for laptops, smartphones, and tablets.

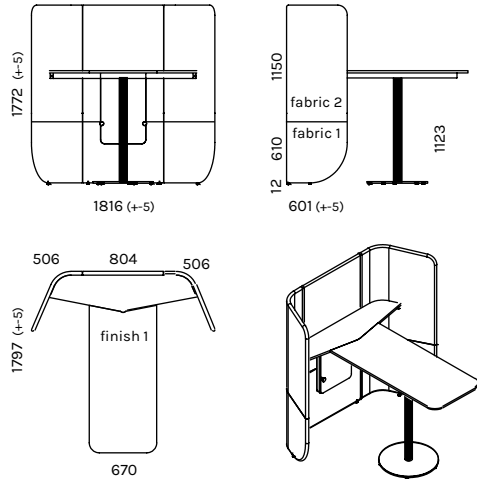
Available in a wide range of colours, the CONNECT table can be tailored to match the interior design and style preferences of any space. This flexibility allows for the creation of a cohesive and professional environment, where meetings can be both productive and comfortable.

Additionally, the extensive colour options make it easy to align the table with your brand identity or overall design concept - enhancing both visual appeal and workplace harmony.

ACOUSTIC STANDING TABLE

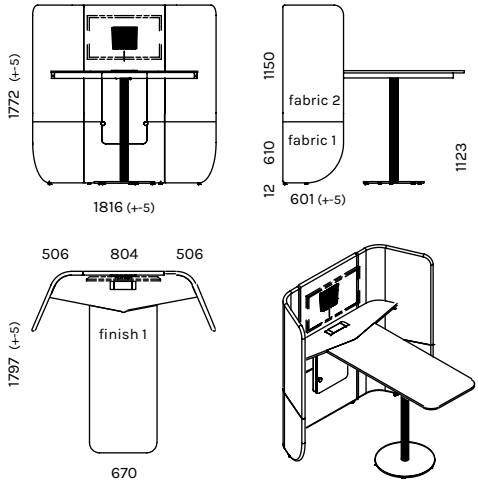
STANDING TABLE

CN-SL / WITHOUT
SCREEN POSSIBILITY



STANDING TABLE

CL-SL-TV / WITH
SCREEN POSSIBILITY



* Default standing table with screen possibility includes silver grey built-in frame (915.500) with power frame with 2x sockets and 1x custom module (916.060). Custom module is filled with HDMI & USB coupling sockets (917.000, 918.041, 917.120, 918.0191, 336.600, 375.000).

INTEGRATED BAG HOOK


DISCREET AND PRACTICAL DETAIL FOR KEEPING
PERSONAL BELONGINGS CLOSE AT HAND



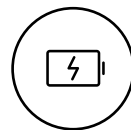
SCREEN INTEGRATION

SURFACE CAN BE EQUIPPED WITH A SCREEN FOR
COLLABORATIVE OR FOCUSED WORK





MEETING POD WITH TV-BRACKET AND OCHNO SYSTEM



USB-C CHARGING



USB-C SCREEN SHARING

CONNECT

The CONNECT meeting pod is an ideal solution for quick discussions, brainstorming sessions, and focused meetings in a modern office environment. Designed for dynamic teamwork, it provides a dedicated space within open-plan offices, ensuring both privacy and concentration for participants.

Due to its compact and flexible design, the pod fits seamlessly into various workplace layouts,

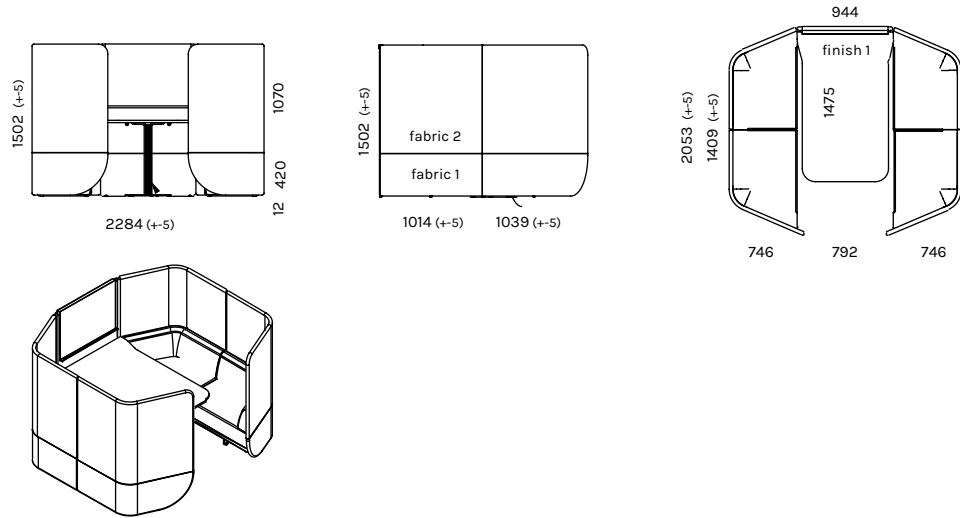
supporting productive collaboration without external distractions. Integrated features such as power and USB outlets, optional screens, and acoustic insulation makes the CONNECT meeting pod a practical and comfortable choice for uninterrupted communication.

A wide range of colours allows the pod to be easily matched with any interior design style, enhancing both the functionality and visual appeal of the workspace.

ACOUSTIC MEETING POD

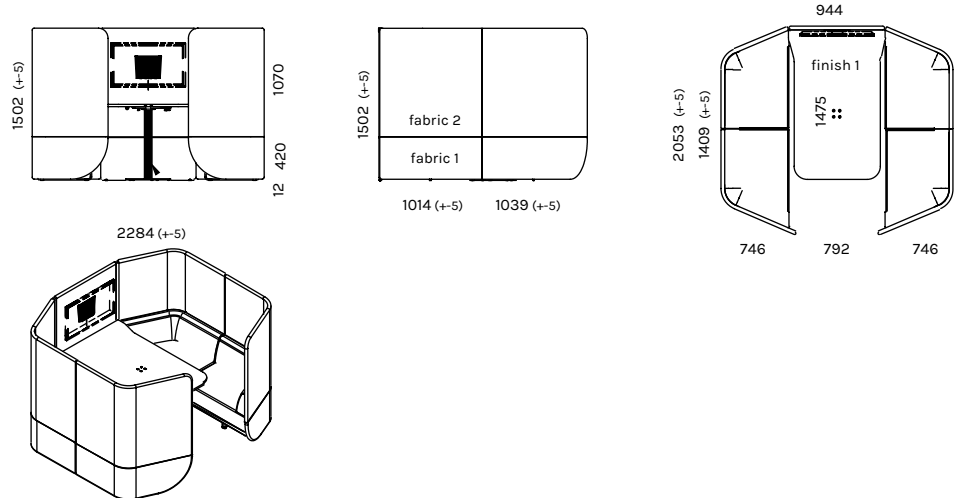
MEETING POD

CN-NB / WITHOUT TV-BRACKET & OCHNO SYSTEM



MEETING POD

CN-NB-TV / WITH TV-BRACKET & OCHNO SYSTEM





CONNECT

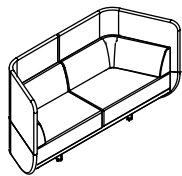
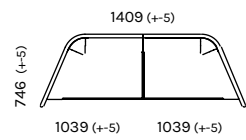
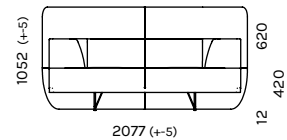
The CONNECT sofa features a modern, minimalist design tailored for public and shared spaces. With a wide selection of colours, it can be easily adapted to suit any interior - be it a contemporary office, open-plan workspace, or a library. CONNECT offers not just functionality, but also elevates the aesthetic appeal of any environment.

Its nest-like form helps to reduce ambient noise, creating a comfortable setting for focused work, private conversations, or casual coffee breaks. The CONNECT sofa is available with both low and high screens, offering varying levels of privacy and acoustic comfort.

ACOUSTIC SOFA

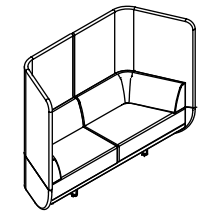
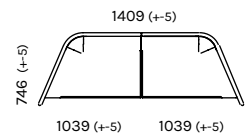
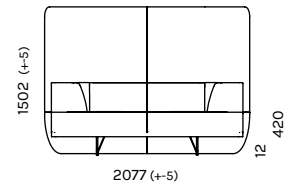
SOFA

CN-D1M /
WITH LOW SCREEN



SOFA


CN-D2 /
WITH HIGH SCREEN





02

Workspaces



ART INCLUDED SWITCH

BASIC INTUITIVELY USABLE CONTROL HAS 2 MEMORY POSITIONS AND INTEGRATED REMINDERS TO IMPROVE YOUR SITTING HABITS. ALSO POSSIBILITY TO CONTROL THE DESK FROM COMPUTER OR MOBILE DEVICES VIA BLUETOOTH.



OPTIONAL SWITCH

OPTIONAL INTUITIVELY USABLE CONTROL HAS 4 MEMORY POSITIONS, DISPLAY WITH HEIGHT AND INTEGRATED REMINDERS TO IMPROVE YOUR SITTING HABITS. ALSO POSSIBILITY TO CONTROL THE DESK FROM COMPUTER OR MOBILE DEVICES VIA BLUETOOTH.



ART & MART

Inspired by nature, both the ART and mART desks feature carefully selected materials and colors. The tabletop is crafted from high-quality birch plywood, with the exposed edge detailing highlighting the natural layered structure that runs along the perimeter. The surface is finished with soft-touch, human-friendly desktop linoleum for a pleasant and durable work experience.

The zoomorphic geometry of the ART desk's leg frame, also made from birch plywood, draws inspiration from Jaan Koort's sculpture "Wild Goat", lending the desk a sculptural and organic character.

The mART version features an eco-conscious PVC-free leg frame, while Linak Zero technology ensures that power consumption stays below 0.1 W in standby mode, helping to reduce CO emissions and promote energy efficiency.

FINISHES

DESKTOP		LEG FRAME		
LINOLEUM	EDGE	METAL		
				
4023 Black	Wax finish	RAL9016 White	RAL9006 Silver Grey	RAL9005 Black*

* ART leg frame only available in black

REFINED CABLE OPENING

CLEAN DETAIL FOR SEAMLESS CABLE MANAGEMENT



EXPOSED PLYWOOD EDGE

NATURAL FINISH WITH TIMELESS CHARACTER



EXPOSED EDGE DETAIL*

A ROBUST YET REFINED STRUCTURAL ELEMENT




* Except mART office desk

TAPERED PLYWOOD LEG*

ADJUSTABLE FEET ARE STABLE AND DURABLE

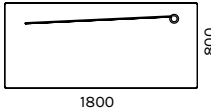




OFFICE DESK WITH
ELECTRIC LEG FRAME

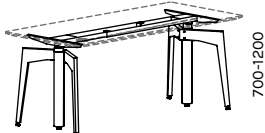
DESK TOP

ARTPL1808 / 1800X800



LEG FRAME


ARTJE08 / H 700-1200



OFFICE DESK WITH
ELECTRIC LEG FRAME


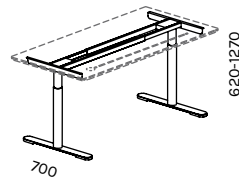
DESK TOP

MATPL1608 / 1600X800
MATPL1808 / 1800X800



LEG FRAME

MATJE08 / H 620-1270



DESK CONTROL
APP

Desk Control app allows to control desk from computer or mobile devices, track usage of the desk, and send notifications to users to improve their sitting habits.



SUSTAINABLE
CHOICE

Our electric frames are fully PVC-free and LINAK ZERO technology keeps standby power consumption as low as <0.1W - reducing CO₂ emissions to an absolute minimum.



ANTI-COLLISION
SENSOR

Anti-collision sensors stop the movement of desk to prevent damage to people or objects.

CRATE





CRATE EL INCLUDED SWITCH

BASIC INTUITIVELY USABLE CONTROL HAS 2 MEMORY POSITIONS AND INTEGRATED REMINDERS TO IMPROVE YOUR SITTING HABITS. ALSO POSSIBILITY TO CONTROL THE DESK FROM COMPUTER OR MOBILE DEVICES VIA BLUETOOTH.



OPTIONAL SWITCH

OPTIONAL INTUITIVELY USABLE CONTROL HAS 4 MEMORY POSITIONS, DISPLAY WITH HEIGHT AND INTEGRATED REMINDERS TO IMPROVE YOUR SITTING HABITS. ALSO POSSIBILITY TO CONTROL THE DESK FROM COMPUTER OR MOBILE DEVICES VIA BLUETOOTH.



CRATE EL

The CRATE EL is an electric height-adjustable office desk with dual motors, available with one or three workplaces. Its rounded shape and distinctive design offer a refreshing alternative to conventional square-edged desks.

The T-leg electric frame allows easy height adjustment from 610 to 1260 mm through a convenient remote control mounted to the desk. Sit-stand functionality encourages movement and posture variation, helping to reduce strain and promote overall well-being during extended work periods.

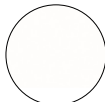
For added flexibility, cable access holes can be positioned on the tabletop, making it easy to integrate power and data connections directly into the work surface.

Drawer units on wheels, side cabinets, and other elements from the PIANO and SERIE product families complement CRATE desks perfectly. You can also enhance your CRATE desk with acoustic partitions from the SOFT or MUTEK collections.

FINISHES

DESK TOP

MELAMINE



White



Beige




Light Grey



Green



Dark Grey



Dark Walnut



Oak



Light Oak

LEG FRAME

METAL



RAL9016
White



RAL9006
Silver Grey



RAL9005
Black

DESK TOP WITH ROUNDED EDGE

SOFTENED DETAIL WITH ELEGANCE



OPTIONAL CABLE HOLE

DISCREET SOLUTION FOR ACCESSIBLE WIRING

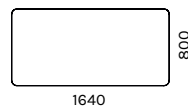




OFFICE DESK WITH ELECTRIC LEG FRAME

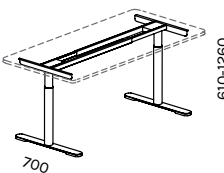
DESK TOP

CRPLK1608 / 1640X800

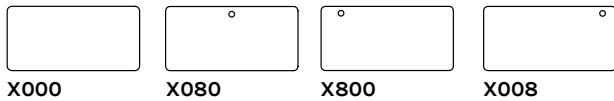


LEG FRAME

CJRE08 / H 610-1260



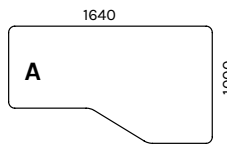
Placement options for cable holes in CRATE EL desk tops:



OFFICE DESK WITH ELECTRIC LEG FRAME

DESK TOP

CRPLL1610A / 1640X700/1000



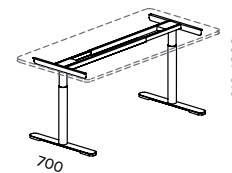
DESK TOP

CRPLL1610B / 1640X700/1000

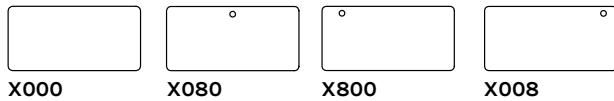


LEG FRAME

CJRE08 / H 610-1260



Placement options for cable holes in CRATE EL desk tops:

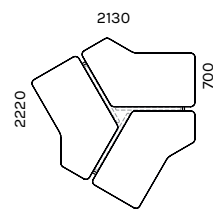




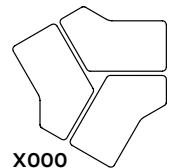
BENCH DESK WITH ELECTRIC LEG FRAME

DESK TOPS

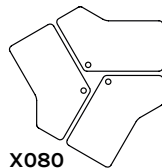
CRPL1212 / 2130X2220



Placement options for cable holes in CRATE EL bench desk tops:



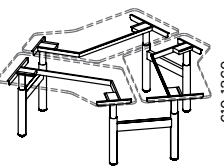
X000



X080

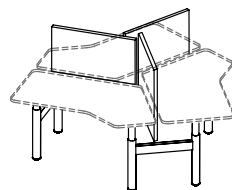
LEG FRAME

CRJE1212 / H 610-1260




DESK SCREEN

SOEK08080 / 800X800



L-MOUNT

SOLSL2



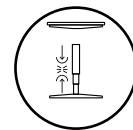
DESK CONTROL APP

Desk Control app allows to control desk from computer or mobile devices, track usage of the desk, and send notifications to users to improve their sitting habits.



SUSTAINABLE CHOICE

Our electric frames are fully PVC-free and LINAK ZERO technology keeps standby power consumption as low as <0.1W – reducing CO₂ emissions to an absolute minimum.



ANTI-COLLISION SENSOR

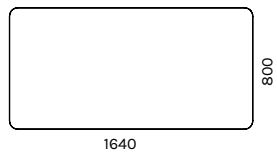
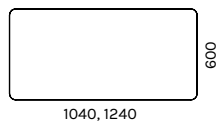
Anti-collision sensors stop the movement of desk to prevent damage to people or objects.



OFFICE DESK WITH FIXED LEG FRAME

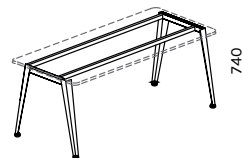
DESK TOP

CRPLK1006 / 1040X600
CRPLK1206 / 1240X600
CRPLK1608 / 1640X800




A-LEG FRAME

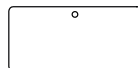
CRJAF1006 / H 740
CRJAF1206 / H 740
CRJAF1608 / H 740



Placement options for cable holes in CRATE desk tops (only available for 800mm depth desks):



X000



X080



X800



X008

CRATE A

CRATE A is a distinctive office desk with a rounded design that offers a refreshing alternative to traditional square-edged desks. CRATE A desks are available with a sturdy A-leg frame.

For added flexibility, cable access holes can be positioned on the tabletop, making it easy to

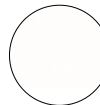
integrate power and data connections directly into the work surface.

Drawer units on wheels, side cabinets, and other elements from the PIANO and SERIE product families complement CRATE desks perfectly. You can also enhance your CRATE desk with acoustic partitions from the SOFT or MUTEK collections.

FINISHES

DESK TOP

MELAMINE



White



Beige



Light Grey



Green



Dark Grey



Dark Walnut



Oak



Light Oak

LEG FRAME

METAL



RAL9016
White



RAL9006
Silver Grey



RAL9005
Black

DESK TOP WITH ROUNDED EDGE

SOFTENED DETAIL WITH ELEGANCE



OPTIONAL CABLE HOLE

DISCREET SOLUTION FOR ACCESSIBLE WIRING



PIANO





PIANO WOOD

PIANO WOOD is an office desk with an elegant design that brings warmth and character to any space. A distinctive wooden dowel detail adds a homely touch, creating a comfortable atmosphere ideal for both traditional offices and home workspaces. The minimalist, single-tone tabletop pairs beautifully with natural solid oak, blending sophistication with natural warmth.

The solid oak leg frame enhances the desk's uniqueness while providing excellent stability and durability. Crafted from high-quality materials, the desk promises timeless quality and lasting performance.

Available in three fixed sizes, the desk can also be customized with a cable hole positioned on the tabletop to accommodate power and network connections seamlessly.

Drawer units on wheels, side cabinets, and other elements from the PIANO and SERIE product families complement PIANO WOOD desks perfectly. You can also enhance your office desk with front panels from the same series as well as acoustic partitions from the SOFT or MUTEK collections.

FINISHES

DESK TOP								LEG FRAME	
MELAMINE								SOLID WOOD	
									
White	Beige	Light Grey	Green	Dark Grey	Dark Walnut	Oak	Light Oak	Natural Oak	

* We recommend pairing natural oak leg frames with solid-colored tabletops: white, beige, light grey, green or dark grey

ANGLED WOODEN LEG

LIGHT YET STURDY DETAIL THAT ADDS WARMTH



SUSTAINABLE
CHOICE

PIANO WOOD is made with natural oak
legs, which use traditional joints.

DESK TOP WITH STRAIGHT EDGE

LIGHT SURFACE WITH A REFINED PROFILE



OPTIONAL CABLE HOLE

DISCREET SOLUTION FOR ACCESSIBLE WIRING

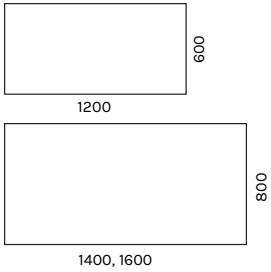




OFFICE DESK WITH WOODEN LEG FRAME

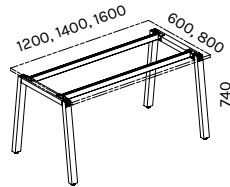
DESK TOP

PAPLK1206 / 1200X600
PAPLK1408 / 1400X800
PAPLK1608 / 1600X800

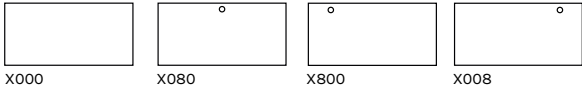


LEG FRAME

PAJWAF1206 / H 740
PAJWAF1408 / H 740
PAJWAF1608 / H 740



Placement options for cable holes in PIANO desk tops (only available for 800mm depth desks):





PIANO EL INCLUDED SWITCH

BASIC INTUITIVELY USABLE CONTROL HAS 2 MEMORY POSITIONS AND INTEGRATED REMINDERS TO IMPROVE YOUR SITTING HABITS. ALSO POSSIBILITY TO CONTROL THE DESK FROM COMPUTER OR MOBILE DEVICES VIA BLUETOOTH.



OPTIONAL SWITCH

OPTIONAL INTUITIVELY USABLE CONTROL HAS 4 MEMORY POSITIONS, DISPLAY WITH HEIGHT AND INTEGRATED REMINDERS TO IMPROVE YOUR SITTING HABITS. ALSO POSSIBILITY TO CONTROL THE DESK FROM COMPUTER OR MOBILE DEVICES VIA BLUETOOTH.



PIANO EL

The PIANO EL office desk, available with one or two workplaces, is an electrically adjustable dual-motor desk featuring a modern and minimalist design.

Mounted on a sturdy T-leg electric frame, the desk's height can be easily adjusted between 610 and 1260 mm using the attached remote control. The sit-stand functionality encourages users to alternate working positions throughout the day, helping to prevent strain and maintain both physical comfort and mental alertness.

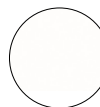
For added functionality, a cable hole can be positioned on the desktop, enabling convenient integration of power and network connections directly at the work surface.

Drawer units on wheels, side cabinets, and other elements from the PIANO and SERIE product families complement PIANO desks perfectly. You can also enhance your PIANO desk with front panels from the same series as well as acoustic partitions from the SOFT or MUTEK collections.

FINISHES

DESK TOP

MELAMINE



White



Beige



Light Grey



Green



Dark Grey



Dark Walnut



Oak



Light Oak

LEG FRAME

METAL



RAL9016
White



RAL9006
Silver Grey



RAL9005
Black

DESK TOP WITH STRAIGHT EDGE

LIGHT SURFACE WITH A REFINED PROFILE



OPTIONAL CABLE HOLE

DISCREET SOLUTION FOR ACCESSIBLE WIRING



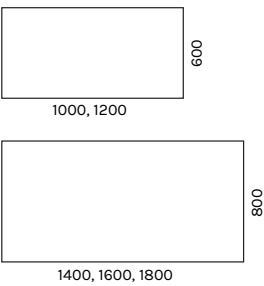


OFFICE DESK WITH ELECTRIC LEG FRAME

DESK TOP

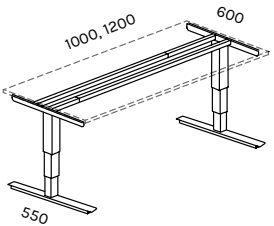
PAPLK1006 / 1000X600
PAPLK1206 / 1200X600

PAPLK1408 / 1400X800
PAPLK1608 / 1600X800
PAPLK1808 / 1800X800



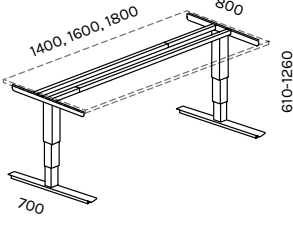
LEG FRAME

PAJE06 / H 620-1270

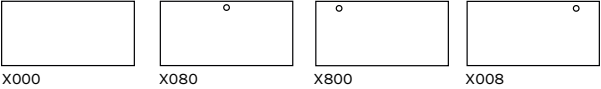


LEG FRAME

PAJE07 / H 620-1270



Placement options for cable holes in PIANO desk tops (only available for 800mm depth desks):

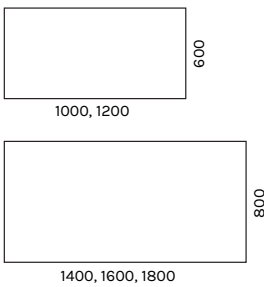


OFFICE DESK WITH ELECTRIC LEG FRAME

DESK TOP

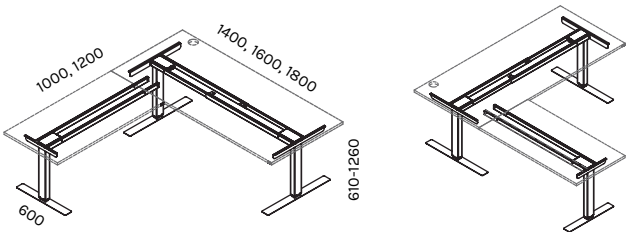
PAPLK1006 / 1000X600
PAPLK1206 / 1200X600

PAPLK1408 / 1400X800
PAPLK1608 / 1600X800
PAPLK1808 / 1800X800



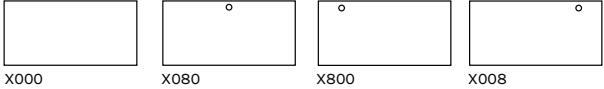
LEG FRAME

PAJE07LL* / H 620-1270



* The handness of the side table can be changed upon installation

Placement options for cable holes in PIANO desk tops (only available for 800mm depth desks):

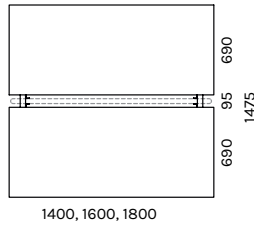




BENCH DESK WITH ELECTRIC LEG FRAME

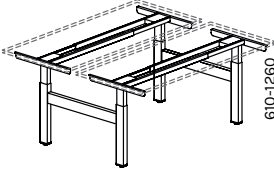
DESK TOPS

PAPLK14069 / 2X1400X690
PAPLK16069 / 2X1600X690
PAPLK18069 / 2X1800X690



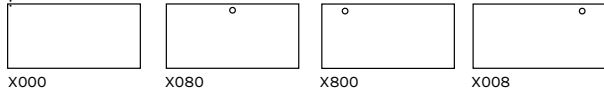


LEG FRAME

PAJE14 / H 610-1260



Placement options for cable holes in PIANO desk tops:



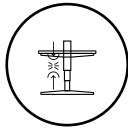
DESK CONTROL APP

Desk Control app allows to control desk from computer or mobile devices, track usage of the desk, and send notifications to users to improve their sitting habits.



SUSTAINABLE CHOICE

Our electric frames are fully PVC-free and LINAK ZERO technology keeps standby power consumption as low as <0.1W - reducing CO₂ emissions to an absolute minimum.



ANTI-COLLISION SENSOR

Anti-collision sensors stop the movement of desk to prevent damage to people or objects.





PIANO U & A

The PIANO office desks, available with one or two workplaces, feature a modern and minimalist design. The PIANO product family offers a wide range of options for creating workspaces with varying functionality, ideal for both private offices and open-plan environments.

The PIANO series offers both U- or A-shaped leg frames, providing flexibility to suit different workspace needs.

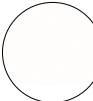
For added functionality, a cable hole can be positioned on the desktop, enabling convenient integration of power and network connections directly at the work surface.

Drawer units on wheels, side cabinets, and other elements from the PIANO and SERIE product families complement PIANO desks perfectly. You can enhance your PIANO desk with front panels from the same series as well as acoustic partitions from the SOFT or MUTEK collections.

FINISHES

DESK TOP

MELAMINE



White



Beige



Light Grey



Green



Dark Grey



Dark Walnut



Oak



Light Oak

LEG FRAME

METAL



RAL9016
White



RAL9006
Silver Grey



RAL9005
Black

FIXED U AND A LEGS

PRECISE, STABLE SUPPORT WITH CLEAN LOOK



ADJUSTABLE U LEGS

FLEXIBLE SUPPORT ENSURING STABILITY



DESK TOP WITH STRAIGHT EDGE

LIGHT SURFACE WITH A REFINED PROFILE



OPTIONAL CABLE HOLE

DISCREET SOLUTION FOR ACCESSIBLE WIRING



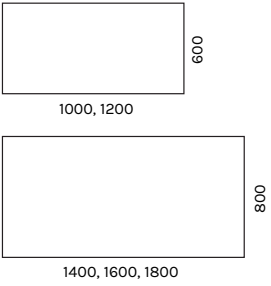


OFFICE DESK WITH MANUALLY ADJUSTABLE LEG FRAME

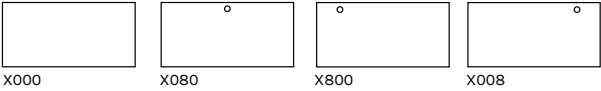
DESK TOP

PAPLK1006 / 1000X600
PAPLK1206 / 1200X600
PAPLK1406 / 1400X600

PAPLK1408 / 1400X800
PAPLK1608 / 1600X800
PAPLK1808 / 1800X800



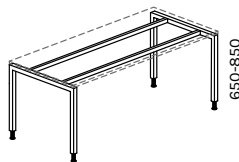
Placement options for cable holes in PIANO desk tops (only available for 800mm depth desks):



LEG FRAME

PAJU1006 / H 650-850
PAJU1206 / H 650-850
PAJU1406 / H 650-850

PAJU1408 / H 650-850
PAJU1608 / H 650-850
PAJU1808 / H 650-850

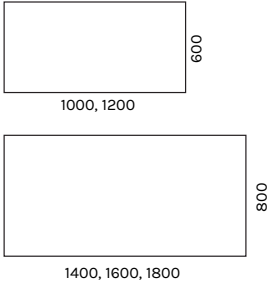


OFFICE DESK WITH FIXED LEG FRAME

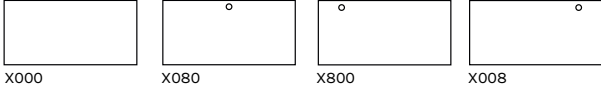
DESK TOP

PAPLK1006 / 1000X600
PAPLK1206 / 1200X600
PAPLK1406 / 1400X600

PAPLK1408 / 1400X800
PAPLK1608 / 1600X800
PAPLK1808 / 1800X800



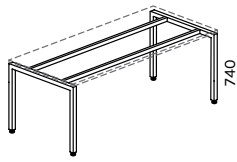
Placement options for cable holes in PIANO desk tops (only available for 800mm depth desks):



LEG FRAME

PAJUF1006 / H 740
PAJUF1206 / H 740
PAJUF1406 / H 740

PAJUF1408 / H 740
PAJUF1608 / H 740
PAJUF1808 / H 740





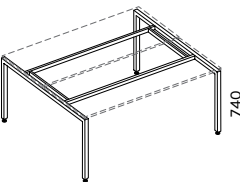
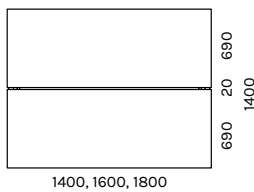
BENCH DESK WITH FIXED LEG FRAME

DESK TOPS

PAPLK14069 / 2X1400X690
PAPLK16069 / 2X1600X690
PAPLK18069 / 2X1800X690

LEG FRAME

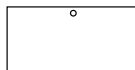
PAJUF1414 / H 740
PAJUF1614 / H 740
PAJUF1814 / H 740



Placement options for cable holes in PIANO desk tops:




X000



X080



X800



X008







OFFICE DESK WITH FIXED LEG FRAME

DESK TOP

PAPLK1006 / 1000X600
PAPLK1206 / 1200X600
PAPLK1406 / 1400X600

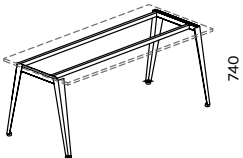
PAPLK1408 / 1400X800
PAPLK1608 / 1600X800
PAPLK1808 / 1800X800



LEG FRAME

PAJAF1006 / H 740
PAJAF1206 / H 740
PAJAF1406 / H 740

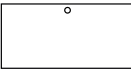
PAJAF1408 / H 740
PAJAF1608 / H 740
PAJAF1808 / H 740



Placement options for cable holes in PIANO desk tops (only available for 800mm depth desks): :




X000



X080



X800

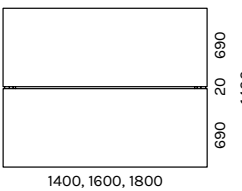


X008

BENCH DESK WITH FIXED LEG FRAME

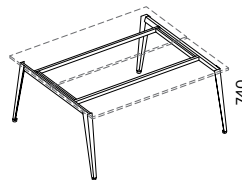
DESK TOPS

PAPLK14069 / 2X1400X690
PAPLK16069 / 2X1600X690
PAPLK18069 / 2X1800X690



LEG FRAME

PAJAF1414 / H 740
PAJAF1614 / H 740
PAJAF1814 / H 740



Placement options for cable holes in PIANO desk tops:



X000



X080



X800



X008



LITE INCLUDED SWITCH
UP AND DOWN BUTTON WITH 4 MEMORY POSITIONS



LITE MINI INCLUDED SWITCH
EASY TO USE UP AND DOWN BUTTON



LITE & LITE MINI

High-quality electric office desk with an excellent price-to-quality ratio. Designed to meet modern ergonomic standards, it is ideal for those who work at a computer all day - whether in the office or a home office.

LITE and LITE MINI desks with dual motors ensure fast, smooth, and quiet height adjustment. The desk height is easily adjustable via a user-friendly control button.

For added functionality, a cable hole can be positioned on the desktop, enabling convenient integration of power and network connections directly at the work surface.

Drawer units on wheels, side cabinets, and other elements from the PIANO and SERIE product families complement PIANO desks perfectly. You can also enhance your LITE desk with front panels from the PIANO series as well as acoustic partitions from the SOFT or MUTEK collections.

FINISHES

DESK TOP							
MELAMINE							
White	Beige	Light Grey	Green	Dark Grey	Dark Walnut	Oak	Light Oak
LEG FRAME							
METAL							
RAL9016 White	RAL7045 Grey	RAL9005 Black					

DESK TOP WITH STRAIGHT EDGE
LIGHT SURFACE WITH A REFINED PROFILE



OPTIONAL CABLE HOLE
DISCREET SOLUTION FOR ACCESSIBLE WIRING






OFFICE DESK WITH ELECTRIC LEG FRAME

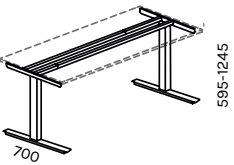
DESK TOP

LPK1208 / 1200X800
PAPLK1408 / 1400X800
PAPLK1608 / 1600X800
PAPLK1808 / 1800X800

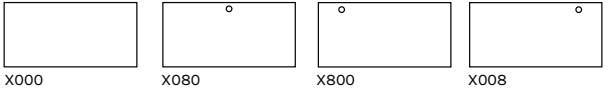


LEG FRAME

LTJE08 / H 595-1245



Placement options for cable holes in LITE desk tops:




OFFICE DESK WITH ELECTRIC LEG FRAME

DESK TOP

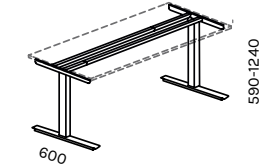
PAPLK1006 / 1000X600
PAPLK1206 / 1200X600
PAPLK1406 / 1400X600

LPK1208 / 1200X800
PAPLK1408 / 1400X800

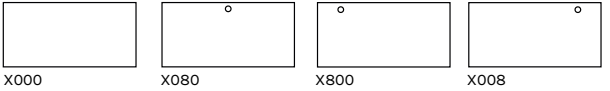


LEG FRAME

LTJEMINI / H 590-1240



Placement options for cable holes in LITE MINI desk tops (only available for 800mm depth desks):





SOFT

SOFT desk and floor screens are an effective and visually appealing solution for reducing noise pollution in open-plan offices. They function both as sound absorbers and as space dividers, helping to create a more focused and comfortable working environment. In addition to their acoustic benefits, the screens also serve as interior design elements, adding texture, color, and structure to the office layout.

This is a simple yet practical way to reduce background noise and distractions as well as enhance privacy between workstations. The SOFT

product line offers a wide range of sizes and mounting solutions - from screens that attach directly to desks to freestanding floor panels that can be positioned wherever needed.

Acoustic screens are ideal for open offices, shared workspaces, meeting areas, and breakout zones where sound control and spatial separation are important. They help to improve overall concentration and well-being by creating calmer, more organized work areas within a busy environment.

FINISHES

SCREEN COVER

FABRIC



Various textiles

MOUNT & FOOT SET

METAL



RAL9016 White



RAL9006 Silver Grey



RAL9005 Black

DIFFERENT SIZES & FABRICS

ADAPTABLE TO DIFFERENT SPACES AND ATMOSPHERES



ROUNDED CORNERS

DETAIL THAT ADDS VISUAL SOFTNESS



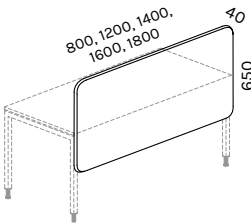


ACOUSTIC DESK SCREEN

DESK SCREEN

SOEK08065 / 800X650
SOEK12065 / 1200X650
SOEK14065 / 1400X650
SOEK16065 / 1600X650
SOEK18065 / 1800X650

Height from desk top 430 mm with SOLS.
Height from desk top 450 mm with SOLSK.



L-MOUNT SET

SOLSL2



CLAMP SET

SOLSK2

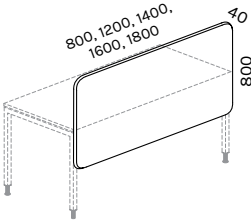


ACOUSTIC DESK SCREEN

DESK SCREEN

SOEK08080 / 800X800
SOEK12080 / 1200X800
SOEK14080 / 1400X800
SOEK16080 / 1600X800
SOEK18080 / 1800X800

Height from desk top 580 mm with SOLS.
Height from desk top 600 mm with SOLSK.



L-MOUNT SET

SOLSL2



CLAMP SET

SOLSK2



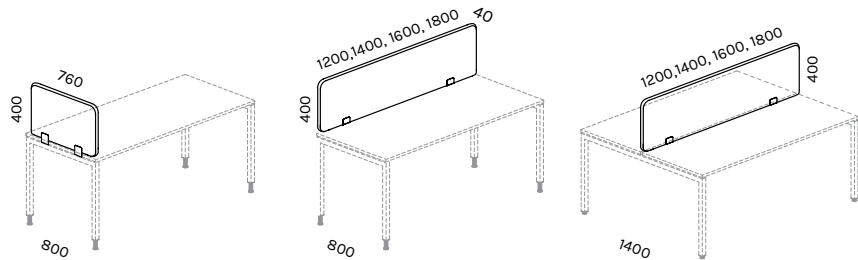


ACOUSTIC DESK SCREEN

DESK SCREEN

SOVK08040 / 760X400
SOVK12040 / 1200X400
SOVK14040 / 1400X400
SOVK16040 / 1600X400
SOVK18040 / 1800X400

Height from desk top 400 mm.
Desk screens with height 400mm can not be used with table tops with D80 mm openings.



Y-MOUNT SET

SOLSY2



U-MOUNT SET

SOLSU2
FOR BENCH DESK





ACOUSTIC FLOOR SCREEN

FLOOR SCREEN

SOVS080140 / 800X1400
SOVS100140 / 1000X1400
SOVS120140 / 1200X1400
SOVS140140 / 1400X1400
SOVS160140 / 1600X1400

FLOOR SCREEN

SOVS080160 / 800X1600
SOVS100160 / 1000X1600
SOVS120160 / 1200X1600
SOVS140160 / 1400X1600

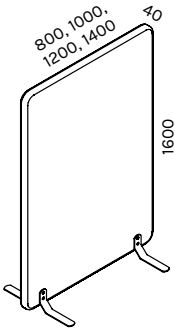
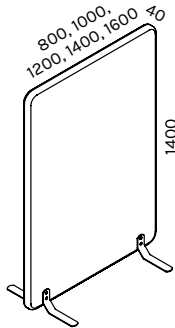
FEET SET

SOLSJ



FLOOR SCREEN CONNECTOR

SOYI



ACOUSTIC FLOOR SCREEN

FLOOR SCREEN

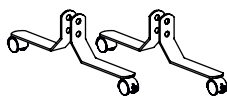
SOVS080140 / 800X1400
SOVS100140 / 1000X1400
SOVS120140 / 1200X1400
SOVS140140 / 1400X1400
SOVS160140 / 1600X1400

FLOOR SCREEN

SOVS080160 / 800X1600
SOVS100160 / 1000X1600
SOVS120160 / 1200X1600
SOVS140160 / 1400X1600

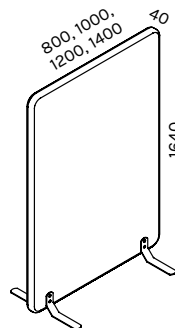
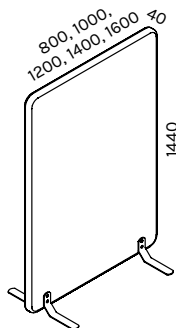
FEET SET WITH CASTORS

SOLSR



FLOOR SCREEN CONNECTOR

SOYI





MUTEK






MUTEK desk screen reduces noise pollution in open offices, acting as a room divider and is also an interior design element with a hiding function. The selection of screens includes both a square and a round corner versions. Both are available in three sizes, which have various combination possibilities as both front and side screens.

In addition, the spring clips allow changing the placement of the screens and adjusting the heights every millimeter without damaging the surface of the screen. There is an adjustable

gap between the screen and the tabletop, which allows to pass the wires under the table over the edge of the table. The tabletop or metal frame to which the screen is attached can have a wide thickness range (13-52 mm).

The screens are finished with A-class certified PET felt, whose composition is 60% recycled at a minimum. The screens come with a mounting kit.

FINISHES

DESK SCREEN				MOUNT SET
FELT				METAL
				
V01 Grey	V02 Black	V03 Beige	V04 Green Grey	RAL9005 Black

SQUARE AND ROUND CORNERS
AVAILABLE IN BOTH RECTANGULAR OR SOFTLY
ROUNDED CORNER PROFILES



COMFORTABLE FITTINGS
THANKS TO THE SPECIAL MOUTING, THE SCREEN
CAN BE EASILY MOVED UP AND DOWN

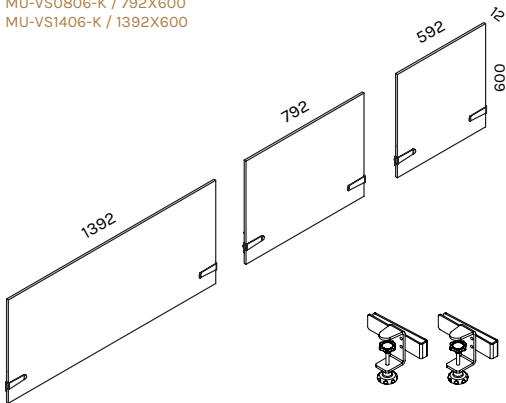




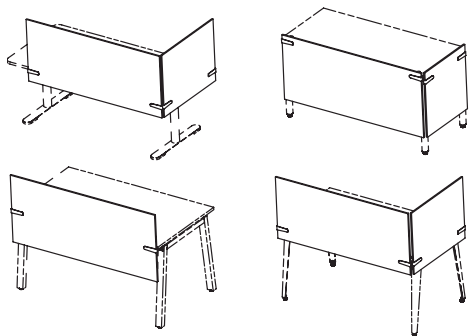
ACOUSTIC DESK SCREEN

DESK SCREEN

MU-VS0606-K / 592X600
MU-VS0806-K / 792X600
MU-VS1406-K / 1392X600



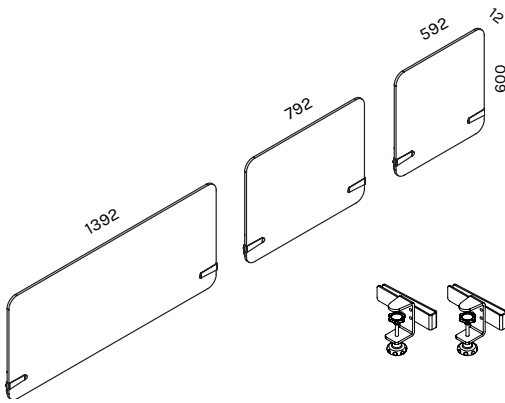
Square desk screen examples:



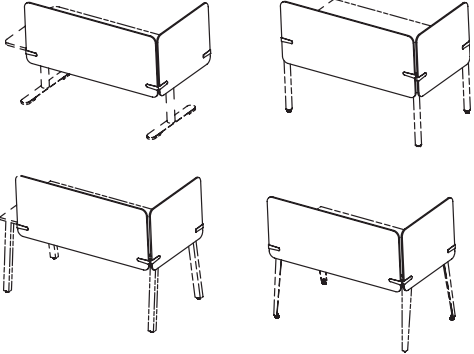
ACOUSTIC DESK SCREEN

DESK SCREEN

MU-VS0606-R / 592X600
MU-VS0806-R / 792X600
MU-VS1406-R / 1392X600



Round desk screen examples:





PIANO

The PIANO melamine front screen is a minimalist and practical solution for dividing space in modern office environments. It functions as a modesty panel and a visual barrier, offering employees greater privacy and focus in open-plan settings. In addition to its functional role, the screen also serves as a clean-lined interior design element that complements contemporary workspaces.

The front panel is made of durable melamine-coated board, which is easy to maintain and resistant to everyday wear. It is available in eight

stylish color finishes, allowing it to be matched with various desk styles and office interiors.

Each screen comes with a set of sturdy metal L-brackets for secure attachment to the desk. The brackets ensure a stable installation while maintaining a sleek and discreet appearance.

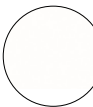
The PIANO front screen is ideal for use in both private offices and open workstations where visual separation and tidiness are desired. It helps define individual work zones, improves aesthetics, and contributes to a more organized and professional-looking office layout.

FINISHES

DESK PANEL

MOUNT SET

MELAMINE



White



Beige



Light Grey



Green



Dark Grey



Dark Walnut



Oak



Light Oak

METAL

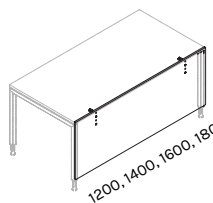
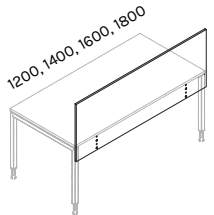


RAL9005
Black

DESK PANEL

DESK PANEL


PAES1206 / 1200X610
PAES1406 / 1400X610
PAES1606 / 1600X610
PAES1806 / 1800X610





03

Meeting
Spaces



FLY

FLY is a stylish meeting table with clean and modern lines that bring freshness and innovation to any space. More than just a table, FLY is a statement piece - a dynamic design element that redefines traditional meeting culture.

Its standing-height format encourages movement and energy, offering participants the chance to stretch and stay alert even during longer discussions. This promotes better

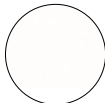
posture, improved focus, and a more engaging meeting experience. The electric leg frame is PVC-free. Linak Zero technology keeps power consumption under 0.1 W on standby mode, thus minimizing CO2 emissions.

Available in a wide range of color options, FLY can be easily adapted to match any interior style - from bold and creative to minimalist and professional.

FINISHES

TABLE TOP

MELAMINE



White



Beige



Light Grey



Green



Dark Grey



Dark Walnut



Oak



Light Oak

LEG FRAME

METAL



RAL9016
White



RAL9005
Black

BLACK DPT CONTROL

UP & DOWN BUTTON WITH 4 MEMORY POSITIONS



WHITE DPT CONTROL

UP & DOWN BUTTON WITH 4 MEMORY POSITIONS



LOWER POSITION

COMFORTABLE FOR LONGER, SEATED DISCUSSIONS



HIGHER POSITION

SUITABLE FOR ACTIVE, STANDING MEETINGS

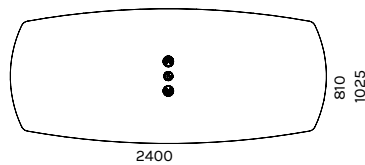




CONFERENCE TABLE WITH ELECTRIC LEG FRAME

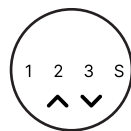
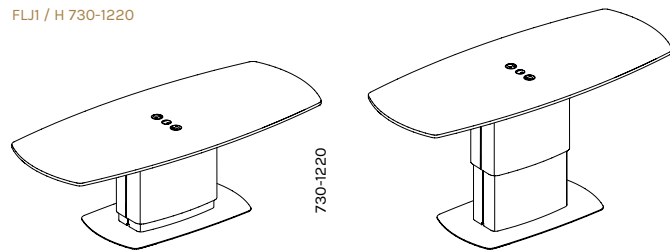
TABLE TOP

FLY1 / 2400X810/1025



LEG FRAME

FLJ1 / H 730-1220



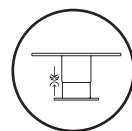
DPT CONTROL

Included DPT Control (available in white or black); add 2x D80 mm socket outlets & extension cord.



SUSTAINABLE CHOICE

Our electric frames are fully PVC-free and LINAK ZERO technology keeps standby power consumption as low as <0.1W - reducing CO₂ emissions to an absolute minimum.



ANTI-COLLISION SENSOR

Anti-collision sensors stop the movement of desk to prevent damage to people or objects.



KOKO

KOKO is a stylish table that brings natural warmth and timeless elegance to any space. The legs are crafted from solid oak, and the unique grain and texture of the wood make each table one of a kind. The natural finish highlights the character of the material, adding a sense of authenticity and craftsmanship to the interior.

Versatile in function, the KOKO table is equally well-suited for use as a meeting table or a dining

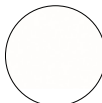
table. The collection includes both rectangular and round versions, available in standard sitting height as well as in a modern standing height format - offering flexibility for different environments and needs.

For added functionality, the tabletop can be equipped with built-in sockets for power and multimedia connections, supporting today's hybrid and tech-enabled workspaces.

FINISHES

TABLE TOP

MELAMINE



White



Beige




Light Grey



Green



Dark Grey



Dark Walnut



Oak



Light Oak

MOUNTING FRAME

LEG FRAME

METAL



RAL9016
White




RAL9005
Black

SOLID WOOD



Natural
Oak*



Black
Oak

* We recommend pairing natural oak leg frames with solid-colored tabletops: white, beige, light grey, green or dark grey


AVAILABLE IN TWO HEIGHTS

TABLE COMES IN TWO ELEVATION PROFILES -
STANDARD SEAT HEIGHT AND BARSTOOL HEIGHT



DIFFERENT SHAPES & SIZES

AVAILABLE IN BOTH RECTANGULAR AND CIRCULAR
CONFIGURATIONS






CONFERENCE TABLE WITH WOODEN LEG FRAME

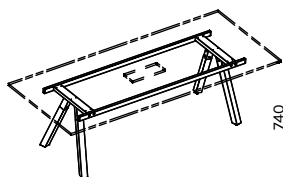
TABLE TOP

KKPL-K1610 / 1600X1000
KKPL-K2010 / 2000X1000
KKPL-K2410 / 2400X1000



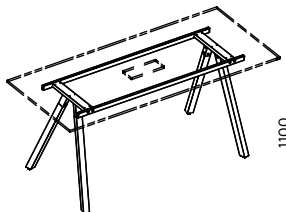
LEG FRAME

KKJR-1610-H74 / H 740
KKJR-2010-H74 / H 740
KKJR-2410-H74 / H 740




LEG FRAME

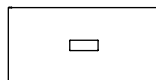
KKJR-1610-H110 / H 1100
KKJR-2010-H110 / H 1100
KKJR-2410-H110 / H 1100



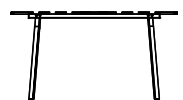
Placement options for cable holes in KOKO table tops:



KKPL-X0



KKPL-X1

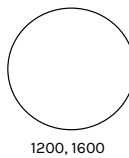


740, 1100

DINING TABLE WITH WOODEN LEG FRAME

TABLE TOP

KKPL-D12 / D1200
KKPL-D16 / D1600



1200, 1600

LEG FRAME

KKJR-D12-H74 / H 740
KKJR-1610-H74 / H 740



740

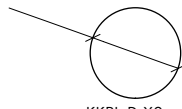
LEG FRAME

KKJR-D12-H110 / H 1100
KKJR-1610-H110 / H 1100

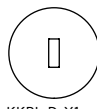


1100

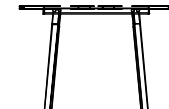
Placement options for cable holes in KOKO table tops:



KKPL-D-X0



KKPL-D-X1



740, 1100



FORUM

FORUM is a clean-lined, contemporary meeting table that integrates seamlessly with other furniture series. Its minimalist design makes it a versatile choice for various office interiors - from formal meeting rooms to more relaxed collaboration areas.

The FORUM conference table is available with either U-shaped or A-shaped leg frame, allowing for further customization based on aesthetic preference and space requirements.

FORUM table can be customized with integrated power and network connection modules, adding functionality to the workspace. For a more distinctive look, the table can also be configured with a contrasting intermediate panel in a different color.

FINISHES

TABLE TOP							
MELAMINE							
							
White	Beige	Light Grey	Green	Dark Grey	Dark Walnut	Oak	Light Oak
LEG FRAME							
METAL							
							
RAL9016 White	RAL9006 Silver Grey	RAL9005 Black					

FIXED U AND A LEGS
PRECISE, STABLE SUPPORT WITH CLEAN LOOK



OPTIONAL BUILT-IN FRAME
CONVENIENT ACCESS TO ELECTRICAL CONNECTIONS






CONFERENCE TABLE WITH FIXED LEG FRAME

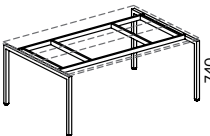
TABLE TOP

FMPLK2010 / 2000X1000
FMPLK2410 / 2400X1000

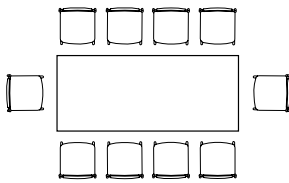
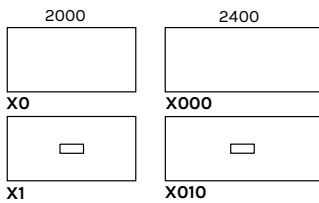


LEG FRAME

FMJUK2010 / H 740
FMJUK2410 / H 740




Placement options for cable holes in FORUM table tops:



CONFERENCE TABLE WITH FIXED LEG FRAME

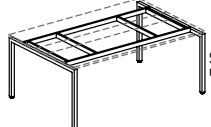
TABLE TOP*

FMPLK2012 / 2000X1200
FMPLK2412 / 2400X1200



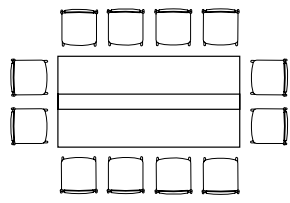
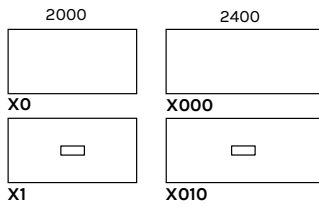
LEG FRAME

FMJUK2012 / H 740
FMJUK2412 / H 740



* Center panel and outer panels can be made in different finish colors

Placement options for cable holes in FORUM table tops:






CONFERENCE TABLE WITH FIXED LEG FRAME

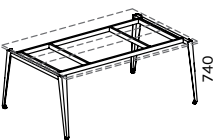
TABLE TOP

FMPLK2010 / 2000X1000
FMPLK2410 / 2400X1000


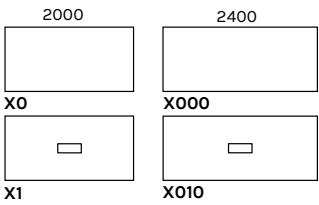


LEG FRAME

FMJAK2010 / H 740
FMJAK2410 / H 740




Placement options for cable holes in FORUM table tops:



CONFERENCE TABLE WITH FIXED LEG FRAME

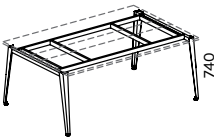
TABLE TOP

FMPLK2012 / 2000X1200
FMPLK2412 / 2400X1200



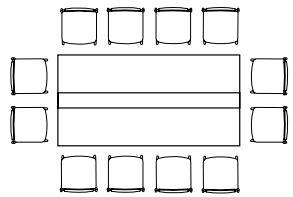
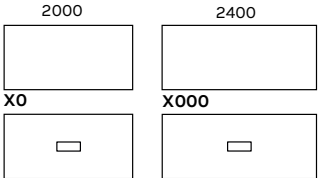
LEG FRAME

FMJAK2012 / H 740
FMJAK2412 / H 740



* Center panel and outer panels can be made in different finish colors

Placement options for cable holes in FORUM table tops:





FALDA

FALDA is a stylish and lightweight foldable seminar table, ideal for multifunctional spaces that require frequent reconfiguration. Its practical folding mechanism allows the table to be quickly and easily folded, stored on a trolley, and moved from one room to another as needed.

A version with castors is also available, making it easy for a single person to relocate the table.

For added convenience, a table trolley is offered as an accessory, capable of transporting and storing up to 12 folded tables at once - making the setup and storage more efficient and organized.

Whether for seminars, training sessions, events, or temporary workspaces, FALDA offers a flexible, space-saving solution without compromising on style.

FINISHES

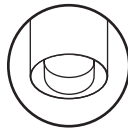
TABLE TOP

MELAMINE



LEG FRAME

METAL



CASTORS

Castors are hidden under two feet for easy movement of the table



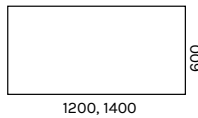
BREAKS

Castors with breaks

SEMINAR TABLE WITH FOLDABLE LEG FRAME

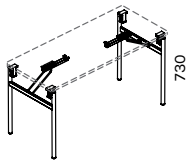
TABLE TOP

FDPLK1206 / 1200X600
FDPLK1406 / 1400X600



LEG FRAME

FDJP06 / H 730



LEG FRAME WITH CASTORS

FDJP06R / H 730
CASTORS ARE HIDDEN UNDER TWO FEET FOR EASY MOVEMENT OF THE TABLE

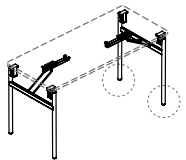


TABLE TROLLEY

LSLKCRtav140 / FOR 10-12 TABLES (WIDTH 1400 MM)





OMICRON

OMICRON is a foldable and stackable seminar table designed for flexible and multifunctional spaces. It is ideal for environments where room layouts need to be changed frequently - such as seminar rooms, training areas, or conference halls.

Thanks to its folding mechanism, the table can be quickly collapsed, stacked, and stored on a

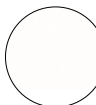
table trolley, making it easy to move between rooms and save space when not in use. A dedicated trolley is available as an accessory, designed to hold and transport up to 12 folded tables efficiently and securely.

OMICRON offers a practical and space-saving solution without compromising on durability or style.

FINISHES

TABLE TOP

MELAMINE



White



Beige




Light Grey



Green



Dark Grey



Dark Walnut



Oak



Light Oak

LEG FRAME

METAL



RAL9005
Black




Chrome

SEMINAR TABLE WITH FOLDABLE LEG FRAME

TABLE TOP

LPK1206 / 1200X600
LPK1406 / 1400X600
LPK1207 / 1200X700
LPK1407 / 1400X700
LPK1208 / 1200X800
LPK1408 / 1400X800



LEG FRAME

LSJPOMC / H 695

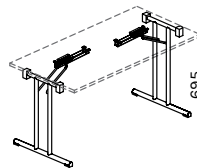


TABLE TROLLEY

LSLKCRtav140 / FOR 10-12
TABLES (WIDTH 1400 MM)

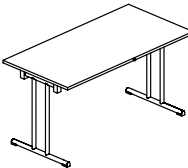


TABLE TROLLEY

LSLKCRtav140 / FOR 10-12
TABLES (WIDTH 1400 MM)





SMALL TABLES

We offer a versatile selection of table leg frames suitable for small tables in lounge areas, cafés, and office environments. All tabletops and leg frames can be purchased separately, allowing you to create combinations that best suit your space and style.

These models combine functionality with clean design, making them a practical choice for both casual and professional settings.

INOX is a round metal leg frame with a round tabletop. The leg frame is available in two different heights, making it suitable for various seating arrangements.

LOOP is a four-legged metal leg frame with a round tabletop. The frame comes in three height options, offering flexibility for different use cases.

LIFT A is a height-adjustable round table with a smooth adjustment range, ideal for dynamic spaces where flexibility is key.

FINISHES

TABLE TOP

MELAMINE



LEG FRAME

METAL



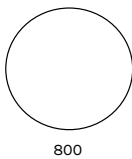
* Not available for LOOP leg frame
** Only available for LOOP leg frame



SMALL TABLE WITH LOWER LEG FRAME

TABLE TOP

LPD08 / D 800



LEG FRAME

INOX4410 / H 730

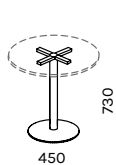
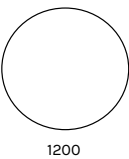


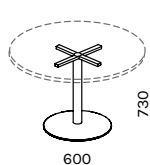
TABLE TOP

LPD12 / D 1200



LEG FRAME

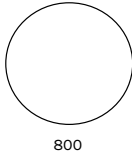
INOX4430 REG / H 730



SMALL TABLE WITH HIGHER LEG FRAME

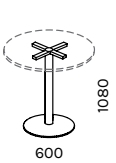
TABLE TOP

LPD08 / D 800



LEG FRAME

INOX4434 / H 1080

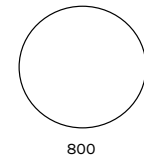




SMALL TABLE WITH FIXED LEG FRAME

TABLE TOP

LPD08 / D 800



LEG FRAME

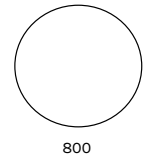
LOOP_H450 / H 450
LOOP_H710 / H 710
LOOP_H1070 / H 1070



SMALL TABLE WITH ADJUSTABLE LEG FRAME

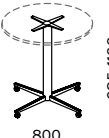
TABLE TOP

LPD08 / D 800



LEG FRAME

LIFT A / H 685-1100





04

Storage &
Space Dividers



PIANO

The PIANO product family offers a cohesive and versatile range of office furniture designed to create well-functioning and aesthetically unified workspaces. Its clean lines and minimalist style makes it easy to combine with various interior styles, while its practical features support everyday work routines.

PIANO storage units are fully compatible with work desks from the CRATE, PIANO, and LITE series, as well as cupboards and shelves from the SERIE storage range - enabling the creation of integrated and flexible workspace solutions.

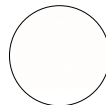
PIANO drawer box series which is available with one or three drawer units, is a spacious and practical storage solution that suits both standard and electric height-adjustable desks. The office pedestal is equipped with castors for easy mobility and comes with drawers that feature either metal or plastic sides. For added organization, a removable pencil tray can be included.

PIANO side cabinet on wheels offers generous storage while also functioning as an additional utility surface or compact cabinet. It pairs seamlessly with both standard and sit-stand desks. The cabinet is great solution for frequently used items which need easy access.

FINISHES

FACADE

MELAMINE



White



Beige



Light Grey



Green



Dark Grey



Dark Walnut



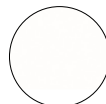
Oak



Light Oak

BODY, UPPER TOP

MELAMINE



White



Light Grey



Dark Grey

STANDARD LOCK WITH 2 KEYS

SECURE STORAGE FOR PERSONAL ITEMS*





* Available master keys for locks (minimum 7 keys per office)

OPTIONAL PENCIL TRAY

INSERT FOR PENS AND SMALL OFFICE SUPPLIES

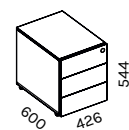




DRAWER UNIT

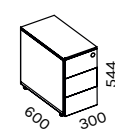
PEDESTAL UNIT

PASBR43
LOCKABLE
WITH CASTORS
3 DRAWERS WITH PLASTIC SIDES
CAN BE USED WITH PENCIL TRAY



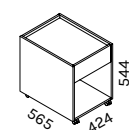
PEDESTAL UNIT

PASBR33
LOCKABLE
WITH CASTORS
3 DRAWERS WITH METAL SIDES
CANNOT BE USED WITH PENCIL TRAY



PEDESTAL UNIT

PASBR41
NOT LOCKABLE
WITH CASTORS
1 DRAWER WITH PLASTIC SIDES
CAN BE USED WITH PENCIL TRAY

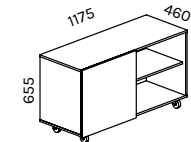




UTILITY CABINET

SIDE CABINET

PAAK2
NOT LOCKABLE
WITH CASTORS





OPTIONAL DRAWER UNIT
FOR KEEPING OFFICE ACCESSORIES ARRANGED



PENCIL TRAY
FOR KEEPING OFFICE ACCESSORIES ARRANGED



PIANO

The PIANO product family offers a cohesive and versatile range of office furniture designed to create well-functioning and aesthetically unified workspaces. Its clean lines and minimalist style makes it easy to combine with various interior styles, while its practical features support everyday work routines.

PIANO storage units are fully compatible with work desks from the CRATE, PIANO, and LITE series, as well as cupboards and shelves from

the SERIE storage range - enabling the creation of integrated and flexible workspace solutions.

PIANO container cabinet is a larger storage solution, suitable for use with both fixed and adjustable desks. It comes with an integrated pencil tray and optional drawer unit inside. Container cabinet can be locked either with a standard key lock or a mechanical combination lock. Both lock types can be ordered with a master key option for administrative access.

FINISHES

FACADE

MELAMINE



BODY, UPPER TOP

MELAMINE



HANDLES

METAL



K-HANDLE

AVAILABLE IN WHITE, BLACK & SILVER GREY



STANDARD LOCK WITH 2 KEYS
SECURE STORAGE FOR PERSONAL ITEMS*



* Available master keys for locks (minimum 7 keys per office)

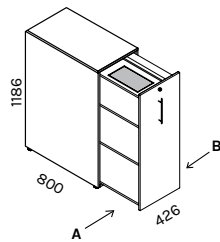
OPTIONAL MECHANICAL LOCK
SECURE STORAGE FOR PERSONAL ITEMS*



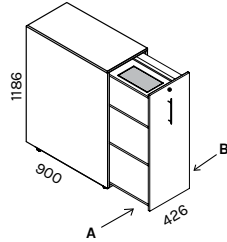


CONTAINER UNIT

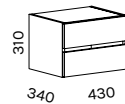
CONTAINER
PAKK2AB
LOCKABLE
WITH PENCIL TRAY



CONTAINER
PAKK3AB
LOCKABLE
WITH PENCIL TRAY



DRAWER UNIT
PASB12
NOT LOCKABLE



* A-container is right-handed; B-container is left-handed





Design **Katrín Soans**

SERIE

SERIE is a versatile and highly functional cabinet and shelving system, designed to integrate seamlessly with all Standard's office furniture. Its clean-lined, modular design makes it suitable for a wide range of office environments - from individual workstations to shared and collaborative spaces.

The system is built from interchangeable modules, allowing you to configure storage solutions tailored to your specific needs. Whether you require open shelves for easy access, closed cabinets for tidiness, or a combination of both - SERIE offers flexibility without compromising on style or practicality.


Cabinets are available with swing doors or

sliding doors, making them adaptable to different spatial layouts and user preferences. Finishes, base and handle types can be chosen to match the surrounding furniture for a unified visual appearance.

In addition, SERIE includes a variety of height and width options, enabling the creation of both low storage units (sideboards or printer cabinets) and tall shelving systems (archive or display units). The system also includes locks for storing sensitive documents or personal items.

Thanks to its timeless design and durable construction, SERIE offers long-term functionality while supporting a well-organized and aesthetically cohesive office environment.

FINISHES

FACADE							
MELAMINE							
							
White	Beige	Light Grey	Green	Dark Grey	Dark Walnut	Oak	Light Oak
BODY, UPPER TOP				HANDLES, LEGS			
MELAMINE			METAL				
							
White	Light Grey	Dark Grey	RAL9016 White	RAL9006 Silver Grey	RAL9005 Black		





P - PLINTH BOARD (3 CM)*

BASE THAT GIVES CABINET A LIGHT APPEARANCE



S - PLINTH FRAME (10 CM)*

BASE THAT GROUNDS CABINET WITH CLEAN LINE



M - METAL LEGS

BASE THAT COMBINES LIGHTNESS WITH STABILITY



R - LOCKABLE CASTORS

MOBILE BASE THAT ADDS FLEXIBILITY



* Plinth same color as body
** Not available for swing doors and storage cabinets higher than 1271 mm and wider than 1600 mm

K-HANDLE

AVAILABLE IN WHITE, BLACK & SILVER GREY



OPTIONAL F-HANDLE

AVAILABLE IN WHITE, BLACK & SILVER GREY



STANDARD LOCK WITH 2 KEYS

SECURE STORAGE FOR PERSONAL ITEMS**




OPTIONAL MECHANICAL LOCK

SECURE STORAGE FOR PERSONAL ITEMS**



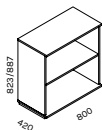
* Available master keys for locks (minimum 7 keys per office)



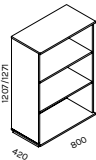


SHELVING UNIT

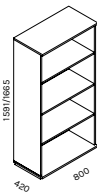
SHELVING UNIT
SE1231



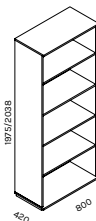
SHELVING UNIT
SE1331



SHELVING UNIT
SE1431



SHELVING UNIT
SE1531



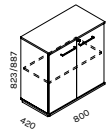
Smaller height with P-base, higher height with S-, M- and R-base



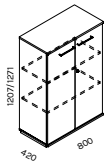


STORAGE CABINET WITH SWING DOORS

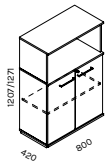
STORAGE CABINET
SE2231



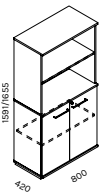
STORAGE CABINET
SE2331



STORAGE CABINET
SE2332



STORAGE CABINET
SE2432

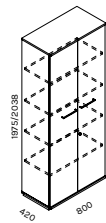


Smaller height with P-base, higher height with S-, M- and R-base

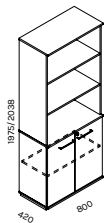


STORAGE CABINET & WARDROBE WITH SWING DOORS

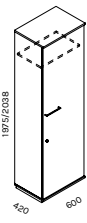
STORAGE CABINET
SE2531



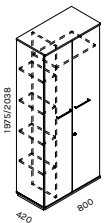
STORAGE CABINET
SE2532



WARDROBE
SE3521AB



WARDROBE
SE3531

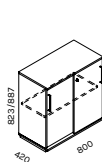


Smaller height with P-base, higher height with S-, M- and R-base

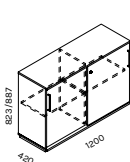


STORAGE CABINET WITH SLIDING DOORS

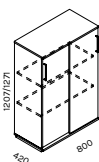
STORAGE CABINET
SE4231



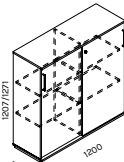
STORAGE CABINET
SE4241



STORAGE CABINET
SE4331



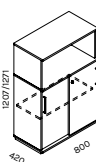
STORAGE CABINET
SE4341



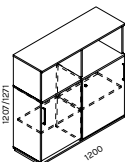
Smaller height with P-base, higher height with S-, M- and R-base

STORAGE CABINET WITH SLIDING DOORS

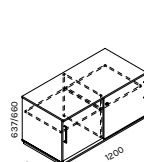
STORAGE CABINET
SE4332



STORAGE CABINET
SE4342



PRINTER CABINET
SE4141



Smaller height with P-base, higher height with S-, M- and R-base





ENDLESS

ENDLESS is a remarkable smart room divider that redefines traditional storage and space division in modern work environments. This multifunctional container system combines the practicality of a cabinet with the flexibility and visual appeal of a contemporary interior element, making it a true statement piece in any office layout.

Unlike ordinary storage units, ENDLESS breaks the monotony with its modular and customizable design, allowing users to create unique combinations that reflect their specific functional needs and aesthetic preferences. Whether used as a space divider, a storage unit, or even a visual accent, ENDLESS offers nearly limitless possibilities.

The modular system allows various elements to be stacked or arranged side by side, enabling the creation of dynamic layouts - from low, open consoles to tall, semi-transparent partitions. Modules can include open shelves, closed cabinets, or display niches, offering both storage and zoning functionalities.

ENDLESS is ideal for open-plan offices where it's important to balance collaboration with privacy. It helps structure the space while maintaining a sense of openness, and its sleek design ensures that the divider itself becomes an integral part of the interior concept - not just a functional necessity.

With ENDLESS, your workspace evolves with your needs - intelligently, beautifully, and without limits.

FINISHES

FACADE								BODY, INNER SHELVES	
MELAMINE								MELAMINE	
									
White	Beige	Light Grey	Green	Dark Grey	Dark Walnut	Oak	Light Oak	White	
ACOUSTIC PANELS								RACK, FLOWER BOX	FACADE STRIP
FELT								METAL	METAL
									
V01 Grey	V02 Black	V03 Beige	V04 Green Grey					RAL9005 Black	42 455 Gold

CUSTOMIZABLE FACADE

DESIGNED TO HARMONIZE WITH ITS SURROUNDING ENVIRONMENT



OPTIONAL ACCENT STRIP

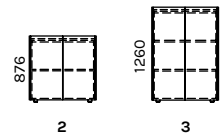
REFINED DETAIL THAT ADDS CONTRAST AND SOPHISTICATION



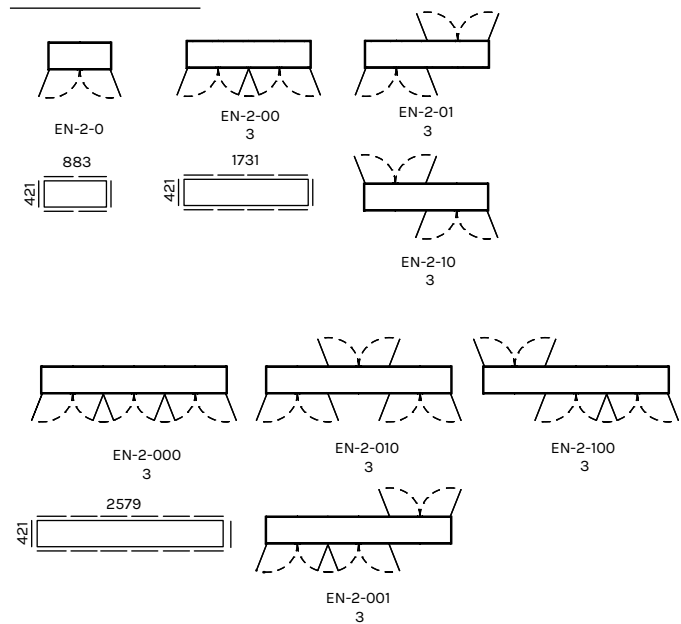


SPACE DIVIDER

2 HEIGHTS

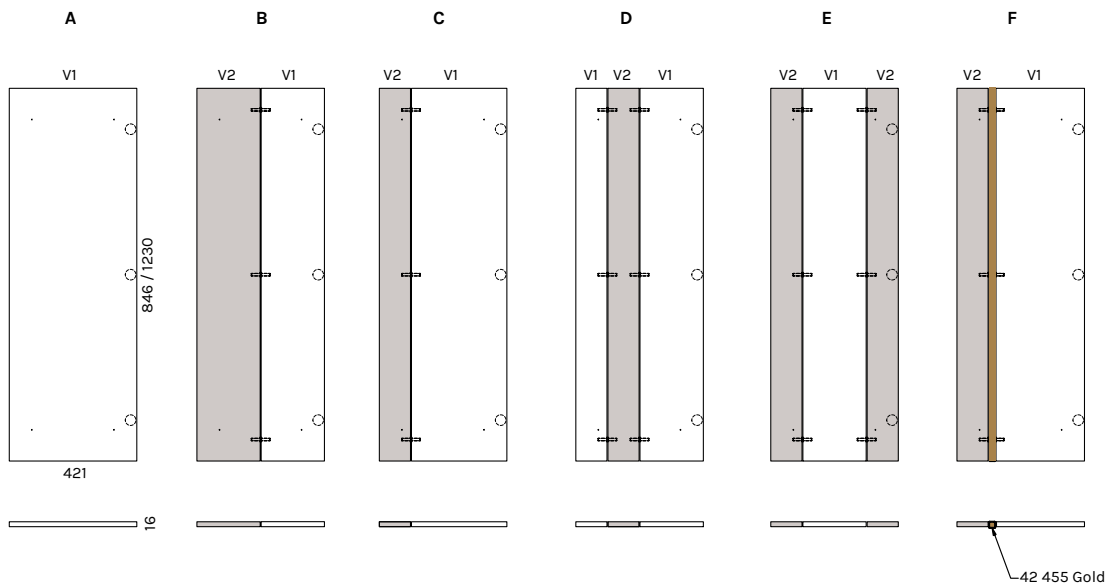


8 POSITIONS PLANS



6 DIFFERENT FACADES

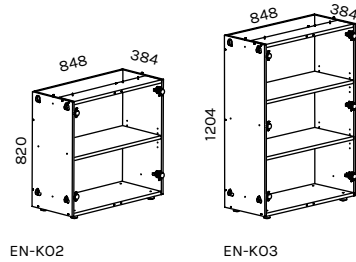
V1- FINISH 1, V2 - FINISH 2





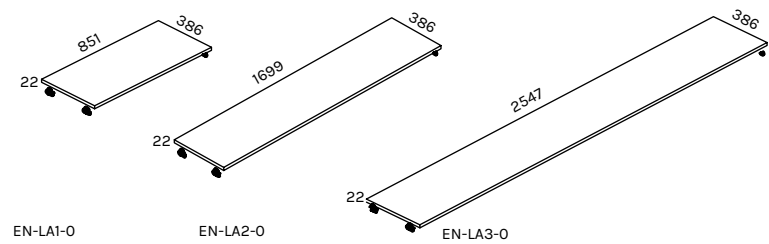
MODULE BODY

EN-KO2 / 848X820
EN-KO3 / 848X1204



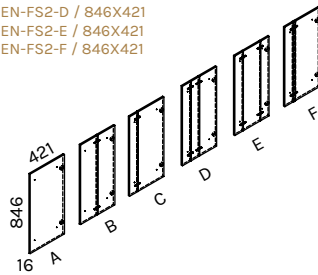
CEILING KIT

EN-LA1-0 / 851X386
EN-LA2-0 / 1699X386
EN-LA3-0 / 2547X386



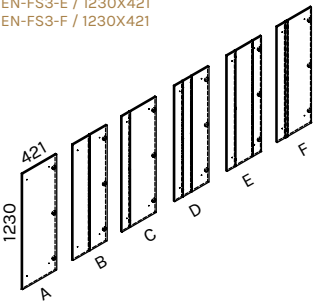
LOWER FACADE KIT

EN-FS2-A / 846X421
EN-FS2-B / 846X421
EN-FS2-C / 846X421
EN-FS2-D / 846X421
EN-FS2-E / 846X421
EN-FS2-F / 846X421



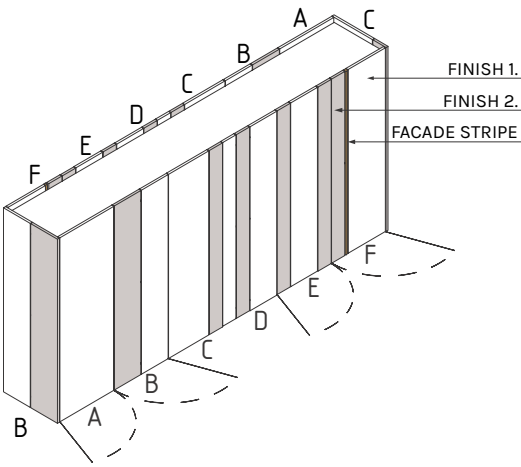
LOWER FACADE KIT

EN-FS3-A / 1230X421
EN-FS3-B / 1230X421
EN-FS3-C / 1230X421
EN-FS3-D / 1230X421
EN-FS3-E / 1230X421
EN-FS3-F / 1230X421



SAMPLE KIT

EN-3-010_B_ABCDEF_C_ABCDEF

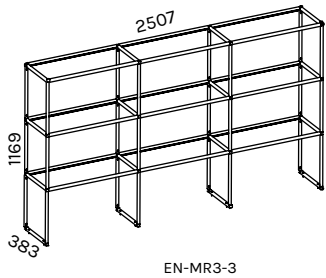
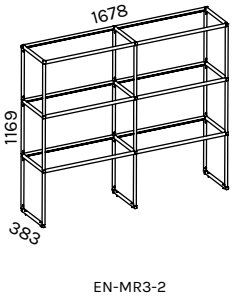
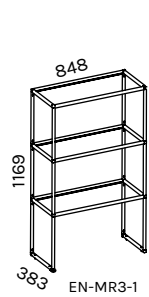
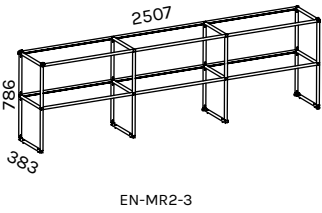
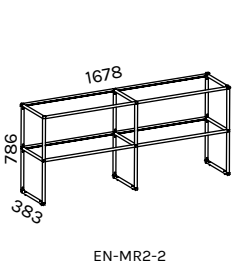
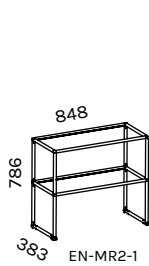




ACCESSORIES

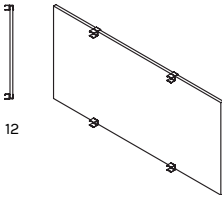
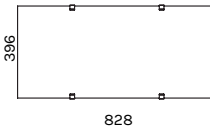
LOW METAL RACK

EN-MR2-1 / 848X786
EN-MR2-2 / 1678X786
EN-MR2-3 / 2507X786



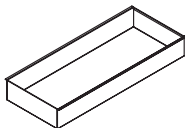
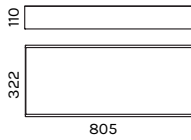
FELT PANEL


EN-MR-VS0804 / 828X396



FLOWER BOX

EN-MR-LK / 805X322





Design Katrin Soans

HOK

The larger and more open the office environment, the more essential it becomes to ensure the safe and convenient storage of personal belongings. The HOK storage locker system offers exceptional flexibility, making it an ideal solution not only for modern shared workspaces but also for educational institutions, sports clubs, and other communal settings.

The product family also includes tall cabinets with spacious compartments, perfect for storing suitcases, sports gear, or other bulky items.

To enhance both security and ease of use,

the lockers are available with various locking options. In addition to the traditional key lock, users can choose code locks. For added administrative convenience, master keys are available for key and combination locks.

Additional shelves can be added inside the storage cabinet as needed. Also a clothes rail can be installed between two cabinets for hanging bulkier items.

Designed to adapt to a wide range of needs, the HOK system combines functionality, security, and user-friendly technology in a sleek and modern design.

FINISHES

FACADE, PLINTH BOARD, CEILING, SIDE

MELAMINE

White

Beige

Light Grey

Green

Dark Grey

Dark Walnut

Oak

Light Oak

BODY, ADDITIONAL SHELVES

MELAMINE

White

Light Grey

Dark Grey


STANDARD LOCK WITH 2 KEYS

SECURE STORAGE FOR PERSONAL ITEMS*



OPTIONAL MECHANICAL LOCK

SECURE STORAGE FOR PERSONAL ITEMS*



OPTIONAL RFID LOCK

SECURE STORAGE FOR PERSONAL ITEMS**



* Available master keys for locks (minimum 7 keys per office)
** Smart card included. Needs programming key for adjustment





LOCKER SYSTEM

BODY MODULE	BODY MODULE	BODY MODULE	BODY MODULE	BODY MODULE
HK441 / H 1810	HK431 / H 1810	HK421 / H 1810	HK331 / H 1410	HK321 / H 1410

ACCESSORIES

PLINTH MODULE	PLINTH MODULE	PLINTH MODULE	PLINTH MODULE	PLINTH MODULE
HK-LS-S-1 / 400X200	HK-LS-S-2 / 800X200	HK-LS-S-3 / 1200X200	HK-LS-S-4 / 1600X200	HK-LS-S-4 / 2000X200

CEILING MODULE	CEILING MODULE	CEILING MODULE	CEILING MODULE	CEILING MODULE
HK-LS-L-1 / 400X580	HK-LS-L-2 / 400X802	HK-LS-L-3 / 1201X580	HK-LS-L-4 / 1602X580	HK-LS-L-5 / 2002X580

SIDE MODULE**	SIDE MODULE**
HK-LS-KK3 / 1419X580	HK-LS-KK4 / 1819X580

* Add table leg cap space 7 mm
** Side covers should always be purchased with the ceiling panel to ensure proper compatibility





05

Waiting &
Lounge Areas



Design Katrin Soans

LAND

The modular LAND collection, including armchairs, sofas, and benches with a timeless design, offers a refined and inviting solution for enhancing the comfort and atmosphere of public spaces.


Thanks to its versatile modular system, it is easy to configure a layout that harmonizes perfectly with the surrounding environment. Whether you need a compact seating nook or a more expansive lounge area, the LAND collection allows for endless combinations to suit a wide variety of interiors and purposes. The thoughtfully

designed modules can be arranged to create both striking focal points and seamless, space-efficient seating solutions.

Beyond its elegant appearance, the LAND modular system is also exceptionally comfortable, making it ideal for long-term use in lobbies, waiting areas, or collaborative zones.

Each piece in the collection can be upholstered in a wide selection of high-quality fabrics, offering numerous options in color, texture, and durability to match aesthetic preferences and functional requirements.

FINISHES

COVER	LEG FRAME, ARMRESTS		LEG FRAME	MOUNTING FRAME			
FABRIC	SOLID WOOD		METAL	METAL			
							
Various textiles	Natural Oak*	Black Oak	RAL9016 White	RAL9005 Black	RAL9005 Black		
DESK TOP							
MELAMINE							
							
White	Beige	Light Grey	Green	Dark Grey	Dark Walnut	Oak	Light Oak

* We recommend pairing natural oak leg frames with solid-colored tabletops: white, beige, light grey, green or dark grey

OPTIONAL CURVED ARMRESTS

SEAMLESS DETAIL COMBINING COMFORT WITH SCULPTURAL ELEGANCE



OPTIONAL POWER SOCKET

PRACTICAL POWER SOLUTION SEAMLESSLY BUILT INTO THE SURFACE

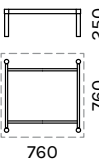




MODULAR SOFA SYSTEM

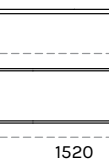
FRAME

LAR10 / W 760



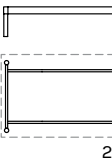
FRAME

LAR20 / W 1520



FRAME

LAR30 / W 2280



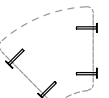
FRAME

LAR40 / CONNECTORS
FOR CORNER SEAT
LAIS3 AND CORNER
TOPS LALP3 AND LALP4



FRAME

LAR50 / CONNECTORS
FOR CORPER TOP LALP5



SEAT

LAIS1



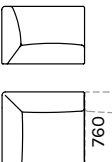
SEAT

LAIS2



SEAT

LAIS3 / CORNER SEAT
ONLY USED WHEN
SEATS ARE ON BOTH
SIDES



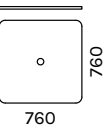
TOP

LALP3



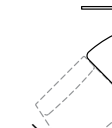
TOP

LALP4 /
WITH D60 MM OPENING;
ADD POWERDOT MIDI OR
WIRELESS CHARGER



TOP

LALP5



ARMREST

LAKT3 / NATURAL OAK
LAKT4 / BLACK OAK

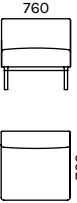




SAMPLE SETS FOR ARMCHAIRS AND SOFAS

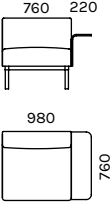
ARMCHAIR

LAR101-LAIS2



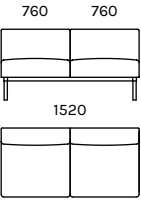
ARMCHAIR

LAR101-LAIS2-LAKT3



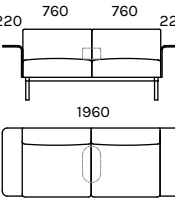
SOFA (2 SEATS)

LAR201-LAIS2-LAIS2



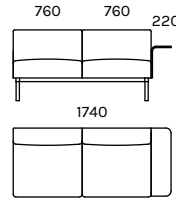
SOFA (2 SEATS)

LAR201-LAKT3-LAIS2-LAIS2-LAKT3



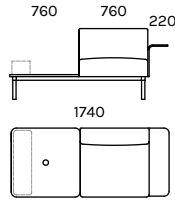
SOFA (2 SEATS)

LAR201-LAIS2-LAIS2-LAKT3



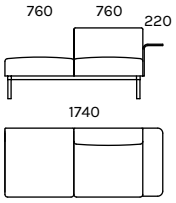
SOFA (2 SEATS)

LAR201-LALP4-LAIS2-LAKT3



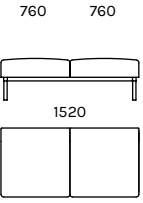
SOFA (2 SEATS)

LAR201-LAIS1-LAIS2-LAKT3



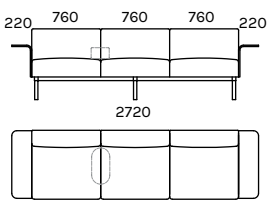
SOFA (2 SEATS)

LAR201-LAIS1-LAIS1



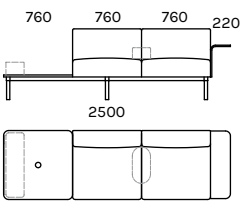
SOFA (3 SEATS)

LAR301-LAKT3-LAIS2-LAIS2-LAIS2-LAKT3



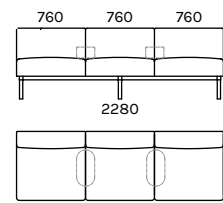
SOFA (3 SEATS)

LAR301-LALP4-LAIS2-LAIS2-LAKT3



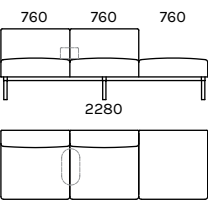
SOFA (3 SEATS)

LAR301-LAIS2-LAIS2-LAIS2



SOFA (3 SEATS)


LAR301-LAIS2-LAIS2-LALS1



ACCESSORIES


POWERDOT MIDI

LSEPPDMD935PM61 / BLACK
LSEPPDMD935PM61W / WHITE




POWERDOT CHARGE

LSEPPDC9308900109 / BLACK
LSEPPDC9308900101 / WHITE




POWERDOT MINI

LSEPPEUSBZ / BLACK



POWERDOT MINI

LSEPPE230Z / BLACK







Design Katrin Soans

ZEETA

The ZEETA collection offers a comprehensive range of armchair, sofa, and bench modules, characterized by their clean lines and minimalist design. With its highly flexible modular system, ZEETA makes it easy to create countless configurations, whether you're furnishing compact reception corners or expansive waiting areas.

For added functionality, power sockets for laptops and mobile devices can be seamlessly integrated into any seating module, enhancing user convenience in public or semi-public spaces.

Complementing the seating elements is a diverse selection of sofa tables, available in various sizes, shapes, and materials. This allows for cohesive and customized interior solutions that meet both aesthetic and practical needs.

ZEETA products can be upholstered in a wide range of fabrics or high-quality artificial leather, offering ample opportunities to match branding or design schemes. Incorporating two-tone upholstery, combining shades or textures, introduces a touch of personality and visual richness that beautifully accentuates the chair's unique character.

FINISHES

COVER	LEG FRAME			DESK TOP			
FABRIC	METAL			GLASS			
 Various textiles	 RAL9016 White	 RAL9006 Silver Grey	 RAL9005 Black	 Transparent	 Planibell Grey		
DESK TOP							
MELAMINE							
 White	 Beige	 Light Grey	 Green	 Dark Grey	 Dark Walnut	 Oak	 Light Oak

OPTIONAL POWER SOCKET

SEAMLESSLY MOUNTED ON THE SOFA FOR CONVENIENT CHARGING



OPTIONAL SOFA CUSHIONS

VERSATILE ELEMENTS THAT ADD COMFORT, COLOUR AND A SOFT CHARACTER TO THE SEATING





ZK-TM-MJ



ZK-NM-MJ



ZK-PM-MJ



ZK-TTA-MJ



ZK-TTAB-MJ

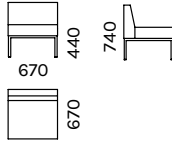


ZK-TTAB-MJ

MODULAR SOFA SYSTEM

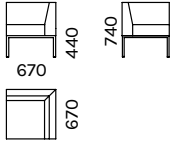
ARMCHAIR MODULE

ZK-TM-MJ



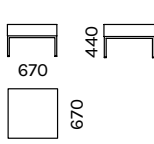
CORNER MODULE

ZK-NM-MJ



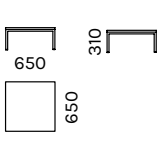
BENCH MODULE

ZK-PM-MJ



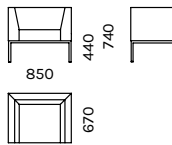
SOFA TABLE MODULE

ZK-DLM-MJ



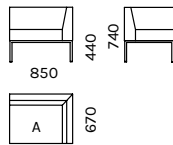
ARMCHAIR

ZK-TTAB-MJ



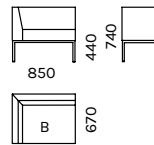
ARMCHAIR

ZK-TTA-MJ



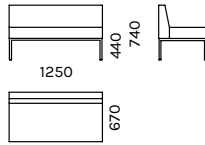
ARMCHAIR

ZK-TTB-MJ



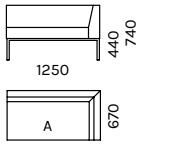
LOW SOFA (2 SEATS)

ZK-D1-MJ



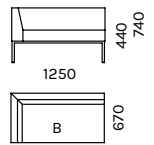
LOW SOFA (2 SEATS)

ZK-D1A-MJ



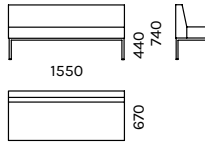
LOW SOFA (2 SEATS)

ZK-D1B-MJ



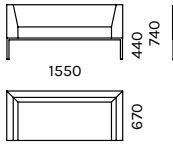
LOW SOFA (2 SEATS)

ZK-D2-MJ



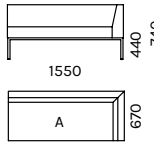
LOW SOFA (2 SEATS)

ZK-D2AB-MJ



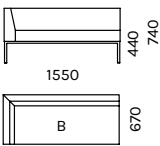
LOW SOFA (2 SEATS)

ZK-D2A-MJ



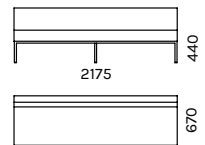
LOW SOFA (2 SEATS)

ZK-D2B-MJ



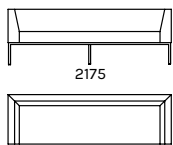
LOW SOFA (3 SEATS)

ZK-D3-MJ



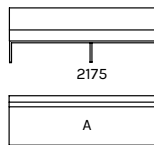
LOW SOFA (3 SEATS)

ZK-D3AB-MJ



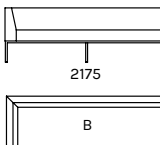
LOW SOFA (3 SEATS)

ZK-D3A-MJ



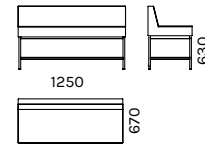
LOW SOFA (3 SEATS)

ZK-D3B-MJ



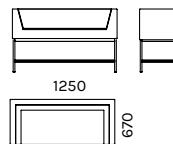
HIGH SOFA (2 SEATS)

ZK-D2-MJ48



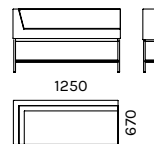
HIGH SOFA (2 SEATS)

ZK-D2AB-MJ48



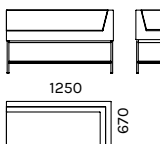
HIGH SOFA (2 SEATS)

ZK-D2A-MJ48



HIGH SOFA (2 SEATS)

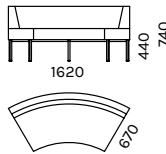
ZK-D2B-MJ48





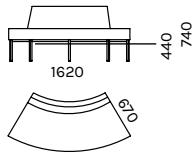
ROUND SOFA

ZK-DKV-MJ



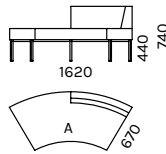
ROUND SOFA

ZK-DKS-MJ



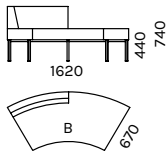
ROUND SOFA

ZK-DKA-MJ



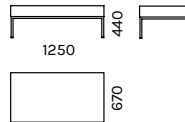
ROUND SOFA

ZK-DKB-MJ



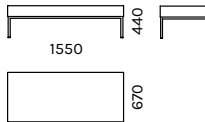
BENCH

ZK-P1-MJ



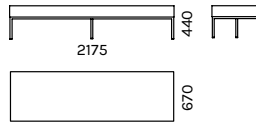
BENCH

ZK-P2-MJ



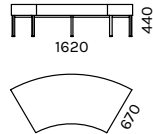
BENCH

ZK-P3-MJ



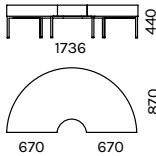
BENCH

ZK-PK90-MJ



BENCH

ZK-PK180-MJ



ACCESSORIES

POWERDOT MINI

LSEPPEUSBZ / BLACK



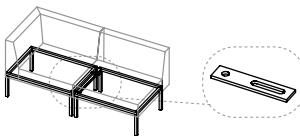
POWERDOT MINI

LSEPPE230Z / BLACK



LINKING DEVICE

LSK / METAL



PILLOW

ZK-C / 600X400





Design Katrin Soans

FRANK

With its clean lines and timeless aesthetic, the FRANK collection is an ideal choice for furnishing public and semi-public spaces, such as lobbies, lounges, and reception areas. Designed to balance visual simplicity with refined details, FRANK brings a sense of calm sophistication to any interior.

The armchair and compact sofa feature leg frame crafted from natural oak, showcasing a beautifully executed dowel joint that not only

reinforces the structure but also highlights the craftsmanship and quality of the design. For a more contemporary look, the collection is also available with elegantly shaped metal leg frame, offering a sleek alternative that complements modern interiors.

All FRANK models can be upholstered in a wide selection of high-quality fabrics or artificial leather, allowing for easy customization to suit various design concepts and functional needs.

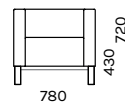
FINISHES

COVER		LEG FRAME	
FABRIC		SOLID WOOD	METAL
	Various textiles		
		Natural Oak	RAL9005 Black

SOFA SYSTEM

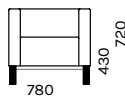
ARMCHAIR

FRTPPJ / WOODEN LEG



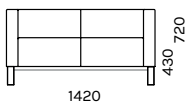
ARMCHAIR

FRTTMJ / METAL LEG



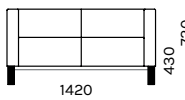
SOFA (2 SEATS)

FRD2PJ / WOODEN LEG



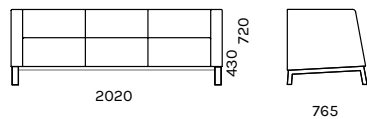
SOFA (2 SEATS)

FRD2MJ / METAL LEG



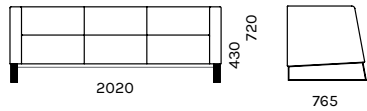
SOFA (3 SEATS)

FRD3PJ / WOODEN LEG



SOFA (3 SEATS)

FRD3MJ / METAL LEG



SOLID WOODEN LEG FRAME

NATURAL AND DURABLE BASE THAT HIGHLIGHTS TIMELESS CRAFTSMANSHIP



OPTIONAL METAL LEG FRAME

MODERN BASE THAT ADDS STABILITY WITH A SLEEK ARCHITECTURAL LINE





BLISS

With its modern silhouette and timeless elegance, the BLISS collection seamlessly integrates into a wide variety of interiors - be it an office, lounge, reception area, or collaborative workspace.

Designed for both comfort and visual appeal, BLISS features an inviting seat and gently supportive armrests, making it a perfect choice for relaxed sitting, focused work, or extended meetings.

To create a unified and refined atmosphere, pair the armchair with a matching sofa from the same series. This combination not only enhances the aesthetic harmony of the space but also increases its comfort and functionality.

BLISS can be upholstered in a wide array of premium materials, including an extensive selection of fabrics and artificial leather, allowing for tailored solutions that meet both design preferences and practical requirements.

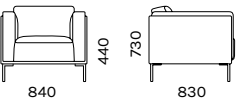
FINISHES

COVER	LEG FRAME
FABRIC	METAL
	
Various textiles	RAL9005 Black

SOFA SYSTEM

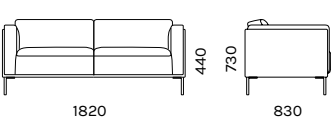
ARMCHAIR

BL-TT



SOFA (2 SEATS)

BL-D2



SLIM METAL LEG FRAME

LIGHT YET STRONG BASE THAT GIVES THE SEATING AN ELEGANT APPEARANCE



SEATING WITH CLEAN LINES

TIMELESS DESIGN COMBINING COMFORT WITH UNDERSTATED ELEGANCE





HUUGO

The HUUGO armchair and sofa feature a classic silhouette and minimalist design, bringing a touch of understated elegance and refined functionality to any interior. Their clean lines and balanced proportions make them a versatile choice for a variety of settings - from lobbies and waiting areas to open-plan office spaces and executive lounges.

Thanks to their timeless aesthetic, HUUGO pieces blend seamlessly into both contemporary and more traditional environments, offering comfort without compromising on style.

All products in the HUUGO collection can be upholstered in a wide selection of materials, including high-quality fabrics and artificial leather, allowing for customization that aligns with both visual and practical requirements.

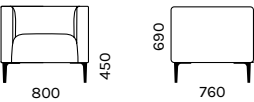
FINISHES

COVER	LEG FRAME
FABRIC	METAL
	
Various textiles	RAL9005 Black

SOFA SYSTEM

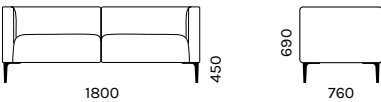
ARMCHAIR

HG-TT



SOFA (2 SEATS)

HG-D2



SLENDER METAL LEG FRAME

ELEGANT BASE THAT ADDS LIGHTNESS TO THE SEATING



SEATING WITH CLEAN LINES

SLEEK LINES AND REFINED DETAILING FOR A CONTEMPORARY, TIMELESS LOOK





Original design
Maile Grünberg & Jutta Lember

RETRO 1973

Standard proudly reintroduces one of the most iconic pieces in Estonian design history - the 1973 lounge chair, originally created by renowned designers Maile Grünberg and Jutta Lember. This reissued classic combines the bold color palette, organic shapes, and free spirit characteristic of the 1970s.

The lounge chair's construction is based on bent steel tubing, giving it a light and elegant appearance, while the upholstered, curved plywood seat ensures both comfort

and durability. Staying true to the spirit of the original, the collection features retro-inspired colors and finishes that add unique character to any interior.

This is more than just a piece of furniture - it's a story of design heritage, bringing the freedom and coziness of the 1970s into today's living spaces.

Perfect for homes, hotels, and modern office spaces.

FINISHES

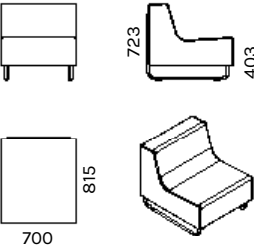
COVER	LEG FRAME
FABRIC	METAL
	
Various textiles	RAL9005 Black

* Available fabrics: K2 fabric Nevotex Lido/Trend, K3 fabric Textafoam Crush, K4 fabric Nevotex Blues II CS

LOUNGE CHAIR

LOUNGE CHAIR*

RE1973TT



* The side panels can be upholstered in a different color than the main body

SCULPTED PROFILE

SOFT LINES RESTING ON A SLEEK METAL BASE FOR BALANCED SILHOUETTE



CONTINUOUS METAL FRAME

STRONG, FLOWING BASE THAT GIVES THE LOUNGE CHAIR A LIGHT CHARACTER





NAP

A charming and distinctive pouf that brings character and warmth to any interior. Thanks to its customizable upholstery, this eye-catching piece allows you to express personal style and tailor the look to perfectly suit its surroundings. Whether placed in a living area, lounge, office, or reception space, the pouf adds both visual appeal and cozy functionality.

The pouf is fitted with a natural oak wood handle, adding a touch of craftsmanship and making

it even more practical. The handle loop fabric can be matched to the main upholstery for a cohesive and polished look. Weighing just 2.3 kg, the pouf is lightweight and easy to move, making it a flexible addition to dynamic environments.

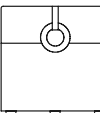
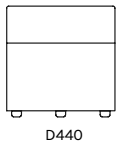
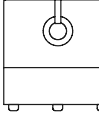
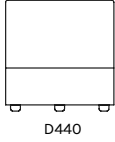
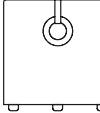
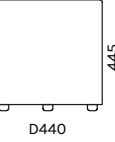
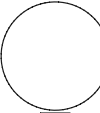
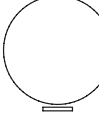
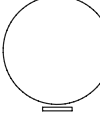
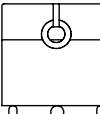
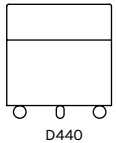
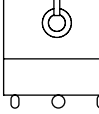
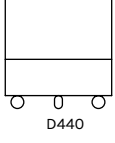
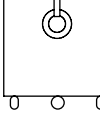
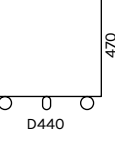
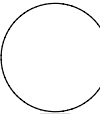
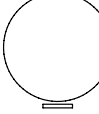
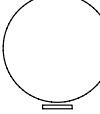
The product can be upholstered in a wide range of fabrics, offering endless combinations in color, texture, and feel, ensuring a perfect match for any room or interior concept.

FINISHES

COVER		HANDLE
FABRIC	SOLID WOOD	
		
Various textiles*	Natural Oak	

* Choose the handle fastening fabric according to the bottom or top fabric

POUF

POUF		POUF		POUF	
NP1 / WITH FEET		NP2 / WITH FEET		NP3 / WITH FEET	
					
					
POUF		POUF		POUF	
NPR1 / WITH CASTORS		NPR2 / WITH CASTORS		NPR3 / WITH CASTORS	
					
					



SOFA TABLES





Design **Katrin Soans**

LAND TABLE

The LAND sofa table is a refined and elegant addition to any living space, seamlessly blending functionality with timeless design. With its clean lines and minimalist form, it complements a wide range of interior styles - from modern and contemporary to more classic environments.

Available in multiple sizes, shapes, and finishes, the LAND table can be easily tailored to suit various needs and spaces. Whether you're furnishing a cozy lounge area, a spacious lobby, or a stylish office corner, there's a version of the LAND table that fits perfectly.

Its versatile design allows it to be used on its own or paired with other pieces from the LAND collection to create a harmonious and cohesive interior.

FINISHES

DESK TOP

MELAMINE

White

Beige

Light Grey

Green

Dark Grey

Dark Walnut

Oak

Light Oak

LEG FRAME

METAL

RAL9016
White

LEG FRAME

SOLID WOOD

RAL9005
Black

Natural
Oak*

Black
Oak

Legs mounting frame
finishing is always:
RAL9005 Black

* We recommend pairing natural oak leg frames with solid-colored tabletops: white, beige, light grey, green or dark grey

SOFA TABLE

SOFA TABLE

LAL4D60 / H 450

450

600

SOFA TABLE

LAL4D80 / H 450

450

800

SOFA TABLE

LAL5D60 / H 520

520

600

SOFA TABLE

LAL51055 / H 520

520

1000





ZK-DL02-MJ



ZK-DL03-MJ



ZK-DL01-MJ



ZK-DLM-MJ



ZK-DLD8-MJ



ZK-DLSA-MJ

Design **Katrin Soans**

ZEETA TABLE

ZEETA sofa tables, available in a variety of shapes and sizes, are designed to complement several of Standard's soft seating collections, bringing a sense of cohesion, elegance, and contemporary style to any interior. Their versatile design makes them an ideal choice for lounges, waiting areas, meeting spaces, and more.

The tabletops can be finished in any of Standard's melamine options, allowing for seamless

coordination with other furniture pieces. For a more refined or modern look, the ZEETA tables are also available with glass surfaces-either clear or smoked/darkened, depending on the desired atmosphere.

The sturdy metal frame is finished with high-quality powder coating, ensuring durability and visual harmony with a wide range of interiors.

FINISHES

DESK TOP							
MELAMINE							
							
White	Beige	Light Grey	Green	Dark Grey	Dark Walnut	Oak	Light Oak
DESK TOP		LEG FRAME					
GLASS		METAL					
							
Transparent	Planibell Grey	RAL9016 White	RAL9006 Silver Grey	RAL9005 Black			

SOFA TABLE

SOFA TABLE	SOFA TABLE	SOFA TABLE
ZK-DL01-MJ / H 380	ZK-DL02-MJ / H 380	ZK-DL03-MJ / H 380
SOFA TABLE	SOFA TABLE	SOFA TABLE
ZK-DLD8-MJ / H 380	ZK-DLSA-MJ* / H 630	ZK-DLM-MJ / H 310

* Not available with glass





Design **Katrin Soans**

FRANK TABLE

The FRANK sofa table, with its timeless and understated design, is a versatile addition to a wide range of public and semi-public spaces, including lounges, lobbies, meeting areas and offices. Its clean lines and classic form allow it to complement both modern and traditional interiors with ease.

Available in multiple sizes, shapes, and finishes,

the FRANK table can be tailored to suit different spatial and functional needs, whether you're furnishing a compact waiting area or a spacious communal lounge.

This flexibility, combined with its elegant simplicity, makes the FRANK sofa table a reliable and stylish choice for creating cohesive and welcoming environments.

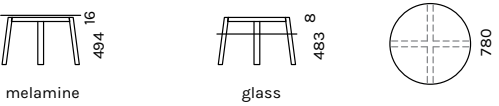
FINISHES

DESK TOP							
MELAMINE							
White	Beige	Light Grey	Green	Dark Grey	Dark Walnut	Oak	Light Oak
DESK TOP		LEG FRAME		LEG FRAME			
GLASS		SOLID WOOD		METAL			
Transparent	Planibell Grey	Natural Oak*	RAL9005 Black				

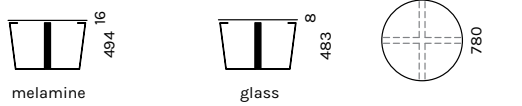
* We recommend pairing natural oak leg frames with solid-colored tabletops: white, beige, light grey, green or dark grey

SOFA TABLE

SOFA TABLE	
FRDLPJD78 / WOODEN LEG	




SOFA TABLE	
FRDLMJD78 / METAL LEG	



SOLID WOODEN LEG FRAME


WARM, NATURAL BASE WITH TIMELESS CHARACTER



STRONG METAL LEG FRAME

MINIMALIST BASE WITH CLEAN PRESENCE





S-TABLE

S-TABLE sofa table is a smart and versatile solution for public spaces, offices and home environments. Its lightweight construction ensures easy mobility, while its sturdy frame provides the necessary stability for working comfortably with a laptop or performing other everyday tasks.

the S-TABLE features a rotating and height-adjustable tabletop, allowing the surface to be positioned precisely to suit individual needs, whether for work, relaxation, or casual meetings.

Designed with user adaptability in mind, the S-TABLE features a rotating and height-adjustable tabletop, allowing the surface to be positioned precisely to suit individual needs, whether for work, relaxation, or casual meetings.

With its functional design and contemporary aesthetic, the S-TABLE blends effortlessly into a variety of interior styles, making it a practical and stylish addition to any space.

FINISHES

DESK TOP

MELAMINE

White

Beige

Light Grey

Green

Dark Grey

Dark Walnut

Oak

Light Oak

LEG FRAME

METAL

RAL9016 White


RAL9006 Silver Grey

RAL9005 Black

SOFA TABLE

SOFA TABLE

DLST / H 480-810



COMPACT SIDE TABLE

VERSATILE SURFACE FOR WORK OR LEISURE



HEIGHT-ADJUSTABLE

ADAPTABLE DESIGN OFFERING FLEXIBILITY



VIPSI





Design Eero Jürgenson

VIPSI

At the heart of the VIPSI chair's design is a distinctive horn-like backrest - a sculptural back support crafted from solid wood, crowning the tapered plywood top. This elegant detail not only adds character but also serves a functional purpose: the naturally flexible backrest gently follows the user's posture, promoting comfort and movement while preventing a rigid sitting position. Whether used for focused work or relaxed seating, VIPSI supports both with equal ease.

The chair's organic form is inspired by wildlife,

reflecting a design philosophy that elevates a simple everyday object into something expressive and memorable. Its natural materials and earth-toned color palette further enhance this connection to nature, creating a calm yet distinctive presence in any environment.

In addition to its visual appeal and ergonomic comfort, VIPSI is also practically designed - the chair is easily stackable, making it ideal for flexible spaces. A dedicated chair trolley is available and can accommodate up to 10 chairs for convenient storage and transport.

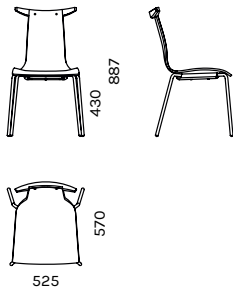
FINISHES

SEAT			TOP RAIL	LEG FRAME	
VENEER			SOLID WOOD	METAL	
					
Black Stain	White Stain	Natural Oak		RAL9005 Black	

GUEST CHAIR

GUEST CHAIR

VIPSI / H 887




SHAPED WOODEN BACKREST

ERGONOMICALLY CRAFTED FOR COMFORT AND EASY HANDLING



HORN-LIKE BACKREST

COMBINING TACTILE WARMTH, DURABILITY AND DISTINCTIVE CHARACTER




ACCESSORIES



CABLE MANAGEMENT



LSKNKVL1040 VOLLI-L CABLE CHANNEL (WIDTH 1040 MM)
Available in white, silver grey and black



LSKN2 CABLE TRAY (WIDTH 850 MM)
Available in white, silver grey and black



LSKK CABLE CONNECTOR (SIZE 28 x 119 MM)
Available in light grey and black



LSKO22 CABLE SNAKE FOR VERTICAL CABLE ROUTING (LENGTH 750 MM)
Available in white, silver and black



LSKO23 CABLE SNAKE FOR VERTICAL CABLE ROUTING (LENGTH 1250 MM)
Available in white, silver and black



LSKO32G CABLE SNAKE PRO FOR HORIZONTAL OR VERTICAL CABLE ROUTING (LENGTH 700-1000 MM)
Available in silver



LSKO20 CABLE SNAKE ACCESSORY FOR HORIZONTAL OR VERTICAL CABLE ROUTING (LENGTH 1000 MM)
Available in white, silver and black

EXTENSION CORDS



LSEPJ388.171 EXTENSION CORD WITH 3 ELECTRIC OUTLETS
Includes 3 m power cable



LSEPJ387.172 EXTENSION CORD WITH 3 ELECTRIC OUTLETS
Includes 6 m power cable




LSEPJ381.148K EXTENSION CORD WITH 6 ELECTRIC OUTLETS
Includes 3 m power cable



LSEPP B/W 5 X 230SK + T30 5x SOCKET BLOCK WITH 1-4 M SPIRAL CABLE
Available in white and black

RECTANGULAR HOLE ACCESSORIES (SIZE 237X139 MM)



LSE2B CONI SMALL BUILT-IN FRAME (HOLE 2)
Available in white, silver grey and black



LSE2P1 CONI SMALL POWER STRIP 2 (COMPATIBLE WITH LSE2B)
2x electric socket outlets; fill 1 empty hole with suitable module or coupling socket



LSEL2 SMALL ONE-SIDED HATCH (HOLE 2)
Available in white, silver grey and black



LSE922.0111 UNIVERSAL SMALL POWER STRIP FOR PLACING UNDER THE DESK (COMPATIBLE WITH LSEL2)
3x electric socket outlets; fill 1 empty hole with suitable module or coupling socket

RECTANGULAR HOLE ACCESSORIES (SIZE 375X139 MM)



LSE1B CONI LARGE BUILT-IN FRAME (HOLE 1)
Available in white, silver grey and black



LSE1P4A2 CONI LARGE POWER STRIP (COMPATIBLE WITH LSE1B)
4x electric socket outlets; fill 2 empty hole with suitable module or coupling socket



LSEL1 LARGE TWO-SIDED HATCH (HOLE 1)
Available in white, silver grey and black



LSE922.0181 UNIVERSAL LARGE POWER STRIP FOR PLACING UNDER THE DESK (COMPATIBLE WITH LSEL1)
5x electric socket outlets; fill 2 empty hole with suitable module or coupling socket


ROUND HOLE ACCESSORIES



LSEPPD9358001701/ LSEPPD9358001709 POWERDOT SOCKET OUTLET (1x 230V & 2x USB-C CHARGERS)
Available in white and black



LSEPPD935PD16 POWERDOT SOCKET OUTLET (1x 230V, 1x USB CHARGER & 1x USB-C CHARGER)
Available in white and black



LSE935P-F01 POWERDOT COVER FRAME
Available in white and black



LSR CABLE RING
Available in white, grey, black and brushed stainless steel



LSECRCL80 CIRLE80 SOCKET OUTLET (1x 230V, 1x USB-A CHARGER & 1x USB-C CHARGER)
Available in silver and black



LSE938201 / LSE938301 LOOP IN CHARGE SOCKET OUTLET (1x 230V, 1x USB-A CHARGER & 1x USB-C CHARGER)
Available in white and black



QI1001V4 WIRELESS CHARGER (ADAPTIVE CHARGING POWER 5W)
Available in black



MODULES FOR COVERING HOLES OF SOCKET OUTLETS



LSEMPT
EMPTY MODULE
Includes 2x screws




LSEMPK1
FOR ONE KEYSTONE HOLE
Includes 2x screws



LSEMPK2
FOR TWO KEYSTONE HOLES
Includes 2x screws



LSEMPVGA
VGA & STEREO SOCKET 3.5 MM
Includes 0.1 m cable and 2x screws



LLSEMPUSB
2-PORT USB CHARGER
Add appliance cable, appliance extension or multiplier if necessary



LSEMPUSBAC USB-C CHARGER & USB-A CHARGER
Includes 0.5 m cable



LSEMPUSBCCC USB-C CHARGER & POWER ADAPTER 180W AC
Includes 1.0 m USB-C and CEE7/7 to IEC C5 cables and 2x screws

COUPLING SOCKETS FOR COVERING HOLES OF SOCKET OUTLETS



LSEMPJPCAT6 KEYSTONE CAT6A (FRONT & BACK RJ45)
Socket shielded



LSEMPJPHDMI KEYSTONE HDMI



LSEMPJPUSB KEYSTONE USB 3.0 A/B



LSEMPJPUSBC USB-C 3.1
Included 0.5 m cable

APPLIANCE CABLES, APPLIANCE EXTENSIONS, MULTIPLIER



LSEVO
GST18 APPLIANCE CABLE
Available in 1.5 m, 2 m, 3 m, 4 m, 5 m, 10 m



LSEVA
GST18 APPLIANCE EXTENSION
Available in 0.3 m, 1 m, 2 m, 3 m



LSE375107
GST18 MULTIPLIER
For power distribution

DESK LAMPS, MONITOR MOUNTS, PENCIL TRAYS



LSLPSA.LED.D1000 DESK LAMP
Available in black




LSMH7353262 G-SPRING MONITOR MOUNT
Available in black



SLMTRYL4048 SLIMTRAY-L PENCIL TRAY
Available in black

COAT RACKS



LEO FLOOR COAT RACK
Available in white, silver grey and black



TUULI FLOOR COAT RACK
Available in white, silver grey and black



OKAS FLOOR COAT RACK
Available in white, silver grey and black



UPHOLSTERY MATERIAL



TEXTILE PRICE GROUP 1

Name	Supplier	Martin-dale	Width	Composition	Fabric/Leather Type, Notes	Fire Resistance Certificate	Environmental Certificate
CHAMP	Textaafoam	100 000	1430 mm	95% polyester, 5% nylon	Chenille Flatweave	BS 5852-1	REACH, Oeko-Tex
DREAM	Textaafoam	100 000	1430 mm	100% recycled polyethylene terephthalate	Flatweave, Sustainable Collection	BS 5852-1	REACH, Oeko-Tex
RATE	Textaafoam	100 000	1430 mm	100% polyester	Flatweave, Easy Maintenance Collection	BS 5852-1	REACH, Oeko-Tex
UNIT	Textaafoam	35 000	1430 mm	85% polyester, 15% cotton	Flatweave	BS 5852	REACH
MODIS	Bellus	100 000	1470 mm	95% polyester, 5% cotton	Flatweave	-	Oeko-Tex
MATUU	Bellus	100 000	1470 mm	100% polyester	Flatweave	-	Oeko-Tex
SHAFF	Bellus	90 000	1440 mm	100% polyester	Flatweave	-	Oeko-Tex
URALIS	Bellus	50 000	1470 mm	50% polyester, 50% akryl	Flatweave, Easy Clean Fabric	-	Oeko-Tex
CHRUSH	Bellus	45 000	1470 mm	96% polyester, 4% akryl	Flatweave	-	Oeko-Tex
LEXUS	Bellus	40 000	1470 mm	100% polyester	Flatweave, Easy Clean Fabric	-	Oeko-Tex
NUEVO	Bellus	30 000	1430 mm	100% polyester	Flatweave	-	Oeko-Tex
LINEO	Bellus	25 000	1480 mm	100% recycled olefin	Flatweave	-	Oeko-Tex

TEXTILE PRICE GROUP 2

Name	Supplier	Martin-dale	Width	Composition	Fabric/Leather Type, Notes	Fire Resistance Certificate	Environmental Certificate
CRUSH	Textaafoam	100 000	1380 mm	100% polyurethane	Artificial leather	BS 5852-1	REACH
MARSHALL	Textaafoam	100 000	1380 mm	97% polyvinyl chloride, 3% polyurethane	Artificial leather	BS 5852-1, EN 1021-2	REACH
SOIL	Textaafoam	100 000	1380 mm	60% recycled polyethylene terephthalate, 40% polyester	Flatweave, Easy Maintenance Collection	BS 5852-1	REACH, Oeko-Tex
CARO	Textaafoam	92 000	1410 mm	72% polyester, 28% polypropylene	Chenille jacquard	BS 5852-1	REACH, Oeko-Tex
ADORE	Textaafoam	88 000	1410 mm	100% polyester	Knitted velvet	BS 5852-1	REACH, Oeko-Tex
ALPINE	Textaafoam	75 000	1430 mm	90% polyester, 5% cotton, 5% polyacrylic	Flatweave	BS 5852-1	REACH, Oeko-Tex
MINE	Textaafoam	45 000	1380 mm	96% polyester, 4% nylon	Chenille flatweave	BS 5852-1	REACH, Oeko-Tex
APOLLO	Nevotex	300 000	1450 mm	100% phthalate free polyvinyl chloride	Phthalate free artificial leather	EN 1021-1&2	REACH, Oeko-Tex
STELLA	Nevotex	180 500	1450 mm	100% polyester	Flatweave	BS 5852-1	Oeko-Tex
LIDO / TREND	Nevotex	115 000	1480 mm	100% polyester	Chenille	BS 5852-1, EN 1021-1	Oeko-Tex
CINEMA 2.0	Nevotex	62 000	1400 mm	90% polyester, 10%nylon	Chenille	BS 5852-1	Oeko-Tex
LUXURY	Nevotex	40 000	1470 mm	100% polyester	Chenille	BS 5852-1, EN 1021-1	Oeko-Tex



TEXTILE PRICE GROUP 3

Name	Supplier	Martin-dale	Width	Composition	Fabric/Leather Type, Notes	Fire Resistance Certificate	Environmental Certificate
FORWARD	Textaafoam	100 000	1480 mm	50% wool, 30% linen, 20% polyamide	Flatweave	BS 5852-1, EN 1021-2	REACH
UNIQUE	Textaafoam	70 000	1380 mm	67% polyester, 33% cotton	Woven velvet	BS 5852-1	REACH, Oeko-Tex
FACET	Textaafoam	40 000	1450 mm	75% wool, 25% polyamide	Flatweave	BS 5852-1, EN 1021-2	REACH
NYX	Nevotex	300 000	1450 mm	100% phthalate free polyvinyl chloride	Phthalate free artificial leather, cold tolerance -20C, IMO Marine	EN 1021-1&2	Oeko-Tex
MEGAN	Nevotex	170 000	1420 mm	100% polyester	Velvet, IMO Marine	BS 5852-1, EN 1021-1	Oeko-Tex
MEGAN +	Nevotex	170 000	1420 mm	100% polyester + FR interliner	Velvet, IMO Marine	BS 5852-1, EN 1021-1&2	REACH, Oeko-Tex
MEGAN MELANGE +	Nevotex	100 000	1420 mm	100% polyester + FR interliner	Velvet, IMO Marine	BS 5852-1, EN 1021-1&2	REACH, Oeko-Tex
STORY	Nevotex	100 000	1400 mm	100% polyester	Chenille	BS 5852-1	Oeko-Tex
POD CS	Nevotex	65 000	1400 mm	100% Trevira CS	Flatweave, IMO Marine	BS 5852, EN 1021-1&2	Oeko-Tex, EU Ecolabel
SLOPE	Nevotex	40 000	1700 mm	100% polyester	Flatweave, for screen walls and larger sound absorbers	EN 1021-1	Oeko-Tex
VALENCIA	Spradling	300 000	1370 mm	100% polyester	Artificial leather, cold tolerance -23C	EN 1021-1&2	REACH

TEXTILE PRICE GROUP 4

Name	Supplier	Martin-dale	Width	Composition	Fabric/Leather Type, Notes	Fire Resistance Certificate	Environmental Certificate
TUNDRA	Textaafoam	75 000	1410 mm	100% polyester Trevira CS	Flatweave	BS 5852-1, EN 1021-2	REACH
MARGRETHE	Nevotex	250 000	1400 mm	70% recycled wool, 25% polyamide, 5% other fibers	Flatweave	EN 1021-1&2	-
WOOLY	Nevotex	150 000	1500 mm	70% recycled wool, 25% polyamide, 5% other fibers	Flatweave	BS 5852-1, EN 1021-1&2	Global Recycled Standard
WOOLY PLUS	Nevotex	150 000	1700 mm	70% recycled wool, 25% polyamide, 5% other fibers	Flatweave	BS 5852-1, EN 1021-1&2	Global Recycled Standard
FJORD	Nevotex	102 400	1400 mm	100% water-based polyurethane	Phthalate free artificial leather	BS 5852-0&1, EN 1021-1&2	Oeko-Tex
SELECT	Nevotex	100 000	1400 mm	79% phthalate free polyvinyl chloride, 21% cotton	Phthalate free artificial leather	BS 5852, EN 1021-1&2	REACH
MAYA CS	Nevotex	100 000	1400 mm	100% Trevira CS	Flatweave, IMO Marine	BS 5852, EN 1021-1&2	Oeko-Tex, EU Ecolabel
BLUES II CS	Nevotex	80 000	1400 mm	100% Trevira CS	Flatweave, IMO Marine	BS 5852, EN 1021-1&2	Oeko-Tex, EU Ecolabel
FUNK CS	Nevotex	70 000	1400 mm	100% Trevira CS	Flatweave	BS 5852, EN 1021-1&2	Oeko-Tex, EU Ecolabel
HIGHLAND VINTAGE	Nevotex	51 200	1400 mm	65% polyurethane, 24% polyester, 11% cotton	Artificial leather	EN 1021-1&2	-
SILVERTEX	Spradling	300 000	1370 mm	100% polyester	Phthalate free artificial leather, cold tolerance -29C, IMO Marine	EN 1021-1&2	REACH, Carbon Neutral Certified, EcoSense





www.standard.ee

**Contact us for
more information**

AS Standard
+ 372 58 789 800
Veerenni 24, 10135,
Tallinn, Estonia
standard@standard.ee