

# STANDARD

The Art of Furnishing



COLLECTION 2026



GRUNBERG

TÖÖTUBA  
WORKSHOP

# 80 Years of Furniture Design & Craftmanship

Standard is one of Estonia's longest-running furniture brands, crafting and selling furniture since 1944. Today, we are an international company creating high-quality furniture for modern business environments. We have our own advanced production facility and in-house engineering team.

The name, Standard, is both our benchmark and promise: a continual pursuit of quality and perfection.

We believe people perform at their best when their surroundings truly support their needs, at work and on the move. That is the environment we design, because if you have a choice, you can always choose more.

We work closely with clients and architects to create the best possible solutions. If you need specific materials or custom-made pieces that go beyond our catalogue, we are always ready to help and find the right solution together.



# Sustainability & Quality

We see it as our responsibility to make Standard's production and supply chain caring for the environment and truly sustainable.

Our FSC licences cover both FSC Mix and FSC 100% categories, underscoring our commitment to responsible sourcing and sustainable forestry.

We have taken several steps to reduce CO2 footprint of our operations. Over 70% of the heat used in our production is generated in our certified biomass boiler, using our own production residues. This significantly reduces the use of fossil fuels and supports circular economy principles.

The electricity used in our factory comes from renewable sources - wind and solar parks located in Estonia. At the same time, we are actively working on material innovation to introduce more recyclable materials to the market.



**Co-Working Spaces**

CONNECT.....12

**Workspaces**

ART.....24  
 CRATE EL.....30  
 CRATE A.....36  
 PIANO.....38  
 PIANO WOOD.....40  
 PIANO EL.....44  
 PIANO.....50  
 PIANO U.....52  
 PIANO UF.....54  
 PIANO A.....56  
 LITE.....58  
 SOFT.....62  
 MUTEK.....70  
 PIANO.....74

**Meeting Spaces**

FLY.....78  
 KOKO.....82  
 FORUM.....86  
 FORUM U.....88  
 FORUM A.....90  
 FALDA.....92  
 OMICRON.....94  
 SMALL TABLES.....96

**Storage & Space Dividers**

PIANO.....104  
 SERIE.....114  
 ENDLESS.....124  
 HOK.....132

**Waiting & Lounge Areas**

LAND.....138  
 ZEETA.....144  
 FRANK.....150  
 BLISS.....152  
 HUUGO.....154  
 RETRO 1973.....156  
 NAP.....158  
 SOFA TABLES.....160  
 LAND TABLE.....162  
 ZEETA TABLE.....164  
 FRANK TABLE.....166  
 S-TABLE.....168  
 CHAIRS.....170  
 VIPSI.....172

**Accessories**

ACCESSORIES.....174

**Upholstery Material**

UPHOLSTERY MATERIAL.....182

Photography by: Tõnu Tunnel, Terje Ugandi, Karl Kasepõld, Sinne Kivimaa, Albert Kerstna  
 Renderings by: Nordic Render, Markus Margus






# 01

## Co-Working Spaces

# CONNECT





Design Kai Stania

## CONNECT

CONNECT is a series of innovative office furniture designed to support meaningful collaboration in modern work environments. With its clean, minimalist aesthetic, the collection is ideal for a variety of public and shared spaces.

A broad selection of colours allows for seamless integration into any interior, while the acoustic

screen helps to reduce ambient noise, creating a more focused and comfortable atmosphere.

Whether in a contemporary office, an open-plan workspace, or a library, the CONNECT series enhances the environment with both functionality and visual appeal.

### WOOLY TEXTILE

CONNECT PRODUCTS ARE ONLY AVAILABLE IN NEVOTEX WOOLY FABRIC

KAI STANIA SELECTION

TEXTILES					KAI STANIA SELECTION			
Ivory 2256	Ivory 2256	Beige 2151	Beige 2151	Beige 2151	Soft Blue 9860	Soft Green 2252	Terra 2012	Marsala 2301
Navy 1007	Antracite 1001	Bottle Green 1011	Java Melange 2153	Wine 9233	Navy 1007	Bottle Green 1011	Java Melange 2153	Wine 9233

### FINISHES

DESK TOP								LEG FRAME
MELAMINE								METAL
White	Beige	Light Grey	Green	Dark Grey	Dark Walnut	Oak	Light Oak	RAL9005 Black





SWIVEL  
ARMCHAIR



CHARGING



## CONNECT

The CONNECT chair is a versatile seating solution designed for both focused individual work and quick meetings with a colleague. It combines acoustic comfort with a range of smart, practical features. The chair is available in two versions: an armchair with a fixed base for more stable setups and a swivel armchair for added flexibility.

One of its standout features is the integrated folding table, which provides a convenient

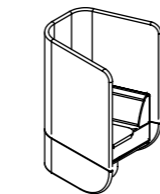
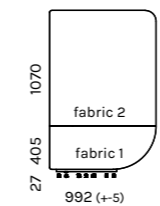
surface for working or holding informal discussions whenever needed. Additionally, the chair includes a built-in charging port, ensuring your devices stay charged and ready throughout the day.

With a wide selection of colours, the CONNECT chair can be seamlessly integrated into any environment - whether it's a modern office, open-plan workspace, or library. It enhances the setting not only with its functionality, but also with its clean, contemporary design.

### ACOUSTIC ARMCHAIR

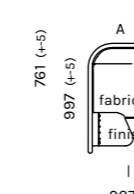
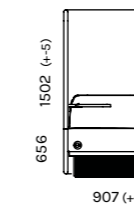
#### ARMCHAIR

CN-TT-IE-A/B / WITHOUT POWER\*



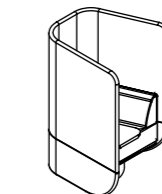
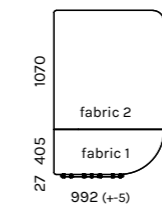
#### ARMCHAIR

CN-TT-A/B / WITH POWER\*



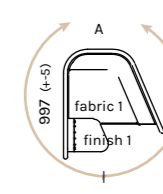
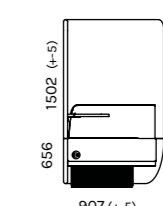
#### SWIVEL ARMCHAIR

CN-PT-IE-A/B / WITHOUT POWER\*



#### SWIVEL ARMCHAIR

CN-PT-A/B / WITH POWER\*



\* A = right-handed (side table on the right); B = left-handed (side table on the left).

### PRACTICAL SIDE TABLE


SPACE-SAVING SURFACE THAT CAN BE EASILY OPENED WHEN NEEDED



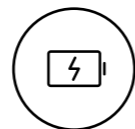
### PRACTICAL SIDE TABLE

SPACE-SAVING SURFACE THAT CAN BE EASILY TUCKED AWAY WHEN NOT IN USE





STANDING TABLE WITH SCREEN POSSIBILITY



CHARGING



HDMI SCREEN SHARING

## CONNECT

The CONNECT standing conference table is a smart and stylish solution for quick meetings, combining modern design with practical functionality.

It can be ordered with an integrated display, enabling easy and effective information exchange. The table is also equipped with power and USB outlets, ensuring convenient connectivity for laptops, smartphones, and tablets.

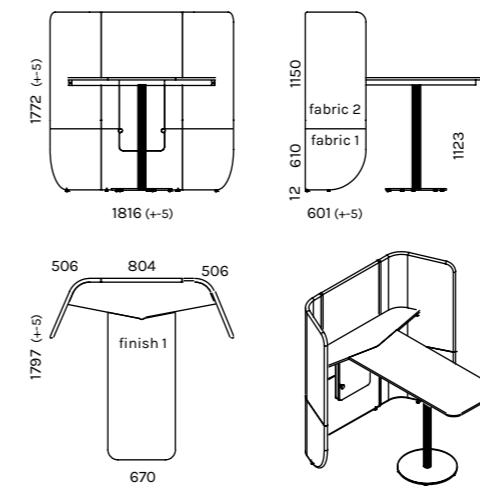
Available in a wide range of colours, the CONNECT table can be tailored to match the interior design and style preferences of any space. This flexibility allows for the creation of a cohesive and professional environment, where meetings can be both productive and comfortable.

Additionally, the extensive colour options make it easy to align the table with your brand identity or overall design concept - enhancing both visual appeal and workplace harmony.

### ACOUSTIC STANDING TABLE

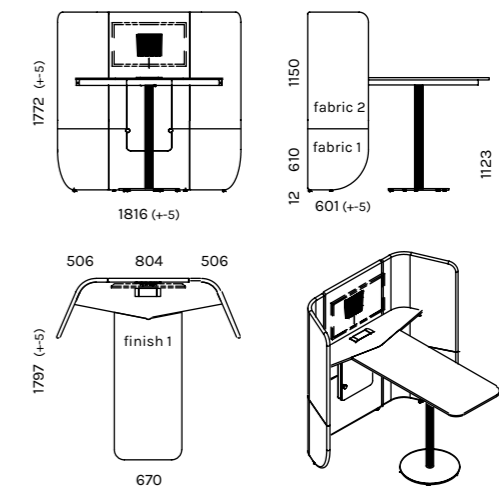
#### STANDING TABLE

CN-SL / WITHOUT SCREEN POSSIBILITY



#### STANDING TABLE

CL-SL-TV / WITH SCREEN POSSIBILITY\*



\* Default standing table with screen possibility includes silver grey built-in frame (915.500) with power frame with 2x sockets and 1x custom module (916.060). Custom module is filled with HDMI & USB coupling sockets (917.000, 918.041, 917.120, 918.0191, 336.600, 375.000).

#### INTEGRATED BAG HOOK


DISCREET AND PRACTICAL DETAIL FOR KEEPING PERSONAL BELONGINGS CLOSE AT HAND



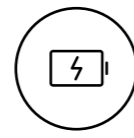
#### SCREEN INTEGRATION

SURFACE CAN BE EQUIPPED WITH A SCREEN FOR COLLABORATIVE OR FOCUSED WORK





MEETING POD WITH TV-BRACKET AND OCHNO SYSTEM



USB-C CHARGING



USB-C SCREEN SHARING

## CONNECT

The CONNECT meeting pod is an ideal solution for quick discussions, brainstorming sessions, and focused meetings in a modern office environment. Designed for dynamic teamwork, it provides a dedicated space within open-plan offices, ensuring both privacy and concentration for participants.

Due to its compact and flexible design, the pod fits seamlessly into various workplace layouts,

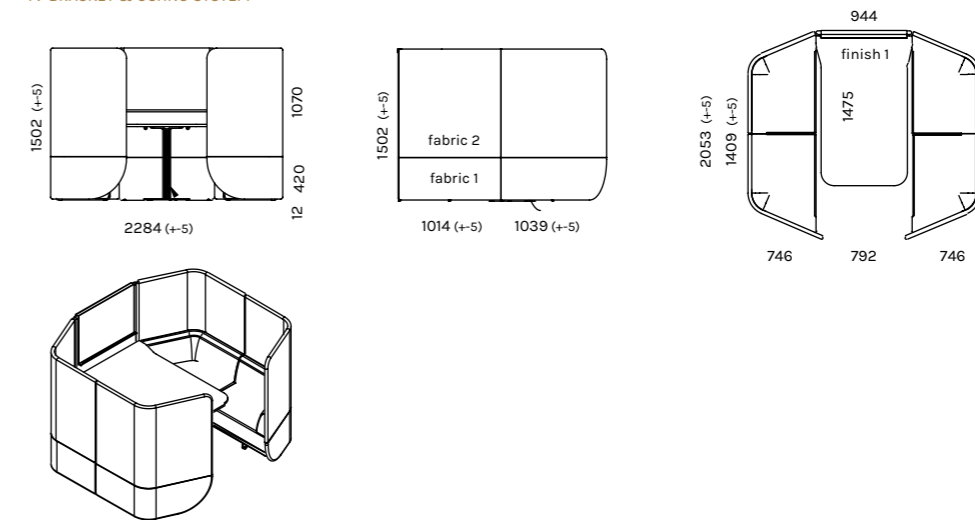
supporting productive collaboration without external distractions. Integrated features such as power and USB outlets, optional screens, and acoustic insulation makes the CONNECT meeting pod a practical and comfortable choice for uninterrupted communication.

A wide range of colours allows the pod to be easily matched with any interior design style, enhancing both the functionality and visual appeal of the workspace.

### ACOUSTIC MEETING POD

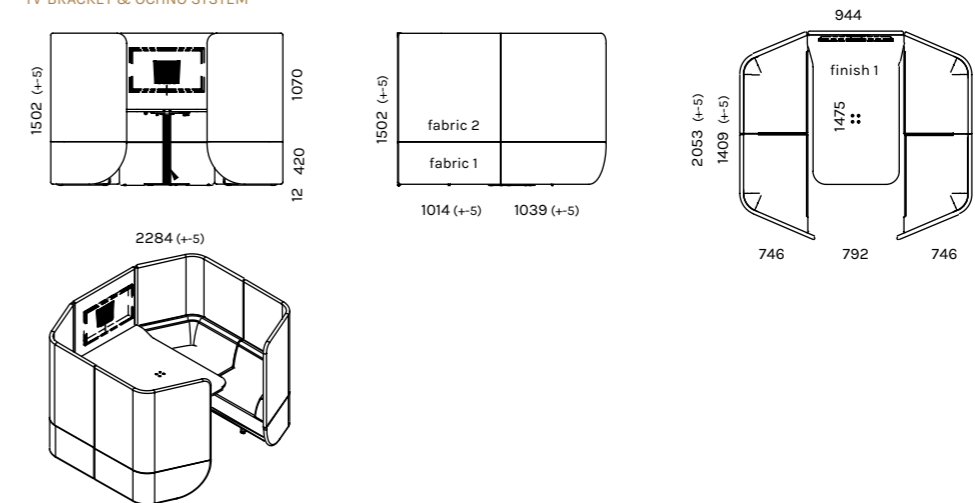
#### MEETING POD

CN-NB / WITHOUT TV-BRACKET & OCHNO SYSTEM



#### MEETING POD

CN-NB-TV / WITH TV-BRACKET & OCHNO SYSTEM





## CONNECT

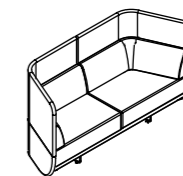
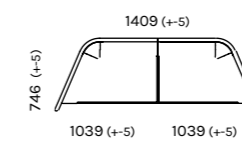
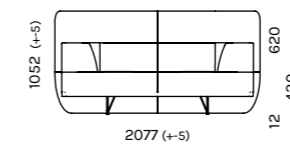
The CONNECT sofa features a modern, minimalist design tailored for public and shared spaces. With a wide selection of colours, it can be easily adapted to suit any interior - be it a contemporary office, open-plan workspace, or a library. CONNECT offers not just functionality, but also elevates the aesthetic appeal of any environment.

Its nest-like form helps to reduce ambient noise, creating a comfortable setting for focused work, private conversations, or casual coffee breaks. The CONNECT sofa is available with both low and high screens, offering varying levels of privacy and acoustic comfort.

### ACOUSTIC SOFA

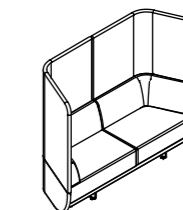
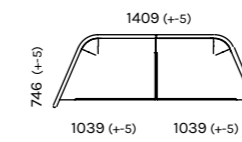
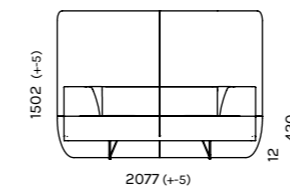
#### SOFA

CN-DIM /  
WITH LOW SCREEN



#### SOFA


CN-D2 /  
WITH HIGH SCREEN





# 02

## Workspaces



Design Eero Jürgenson

### ART INCLUDED SWITCH

BASIC INTUITIVELY USABLE CONTROL HAS 2 MEMORY POSITIONS AND INTEGRATED REMINDERS TO IMPROVE YOUR SITTING HABITS. ALSO POSSIBILITY TO CONTROL THE DESK FROM COMPUTER OR MOBILE DEVICES VIA BLUETOOTH.



### OPTIONAL SWITCH

OPTIONAL INTUITIVELY USABLE CONTROL HAS 4 MEMORY POSITIONS, DISPLAY WITH HEIGHT AND INTEGRATED REMINDERS TO IMPROVE YOUR SITTING HABITS. ALSO POSSIBILITY TO CONTROL THE DESK FROM COMPUTER OR MOBILE DEVICES VIA BLUETOOTH.




## ART & MART

Inspired by nature, both the ART and mART desks feature carefully selected materials and colours. The tabletop is crafted from high-quality birch plywood, with the exposed edge detailing highlighting the natural layered structure that runs along the perimeter. The surface is finished with soft-touch, human-friendly desktop linoleum for a pleasant and durable work experience.

The zoomorphic geometry of the ART desk's leg frame, also made from birch plywood, draws inspiration from Jaan Koort's sculpture "Wild Goat", lending the desk a sculptural and organic character.

The mART version features an eco-conscious PVC-free leg frame, while Linak Zero technology ensures that power consumption stays below 0.1 W in standby mode, helping to reduce CO emissions and promote energy efficiency.

### FINISHES

DESKTOP		EDGE	LEG FRAME		
LINOLEUM		PLYWOOD	METAL		
					
4023 Black		Wax finish	RAL9016 White	RAL9006 Silver Grey	RAL9005 Black*

\* ART leg frame only available in black

### REFINED CABLE OPENING

CLEAN DETAIL FOR SEAMLESS CABLE MANAGEMENT



### EXPOSED PLYWOOD EDGE

NATURAL FINISH WITH TIMELESS CHARACTER



### EXPOSED EDGE DETAIL\*

A ROBUST YET REFINED STRUCTURAL ELEMENT



\* Except mART office desk

### TAPERED PLYWOOD LEG\*

ADJUSTABLE FEET ARE STABLE AND DURABLE

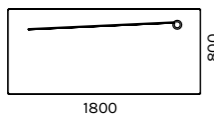




**OFFICE DESK WITH ELECTRIC LEG FRAME**

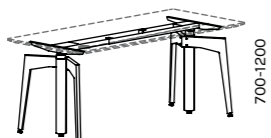
**DESK TOP**

ARTPL1808 / 1800X800



**LEG FRAME**

ARTJE08 / H 700-1200



**OFFICE DESK WITH ELECTRIC LEG FRAME**


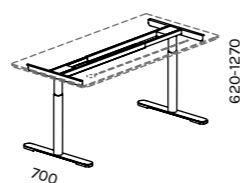
**DESK TOP**

MATPL1608 / 1600X800  
MATPL1808 / 1800X800



**LEG FRAME**

MATJE08 / H 620-1270



**DESK CONTROL APP**

Desk Control app allows to control desk from computer or mobile devices, track usage of the desk, and send notifications to users to improve their sitting habits.



**SUSTAINABLE CHOICE**

Our electric frames are fully PVC-free and LINAK ZERO technology keeps standby power consumption as low as <0.1W - reducing CO<sub>2</sub> emissions to an absolute minimum.



**ANTI-COLLISION SENSOR**

Anti-collision sensors stop the movement of desk to prevent damage to people or objects.



CRATE





Design Katrin Soans

### CRATE EL INCLUDED SWITCH

BASIC INTUITIVELY USABLE CONTROL HAS 2 MEMORY POSITIONS AND INTEGRATED REMINDERS TO IMPROVE YOUR SITTING HABITS. ALSO POSSIBILITY TO CONTROL THE DESK FROM COMPUTER OR MOBILE DEVICES VIA BLUETOOTH.



### OPTIONAL SWITCH

OPTIONAL INTUITIVELY USABLE CONTROL HAS 4 MEMORY POSITIONS, DISPLAY WITH HEIGHT AND INTEGRATED REMINDERS TO IMPROVE YOUR SITTING HABITS. ALSO POSSIBILITY TO CONTROL THE DESK FROM COMPUTER OR MOBILE DEVICES VIA BLUETOOTH.



## CRATE EL

The CRATE EL is an electric height-adjustable office desk with dual motors, available with one or three workplaces. Its rounded shape and distinctive design offer a refreshing alternative to conventional square-edged desks.

The T-leg electric frame allows easy height adjustment from 610 to 1260 mm through a convenient remote control mounted to the desk. Sit-stand functionality encourages movement and posture variation, helping to reduce strain and promote overall well-being during extended work periods.

For added flexibility, cable access holes can be positioned on the tabletop, making it easy to integrate power and data connections directly into the work surface.

Drawer units on wheels, side cabinets, and other elements from the PIANO and SERIE product families complement CRATE desks perfectly. You can also enhance your CRATE desk with acoustic partitions from the SOFT or MUTEK collections.

### FINISHES

DESK TOP

MELAMINE

							
White	Beige	Light Grey	Green	Dark Grey	Dark Walnut	Oak	Light Oak

LEG FRAME

METAL

		
RAL9016 White	RAL9006 Silver Grey	RAL9005 Black

### DESK TOP WITH ROUNDED EDGE

SOFTENED DETAIL WITH ELEGANCE



### OPTIONAL CABLE HOLE

DISCREET SOLUTION FOR ACCESSIBLE WIRING

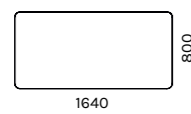




OFFICE DESK WITH ELECTRIC LEG FRAME

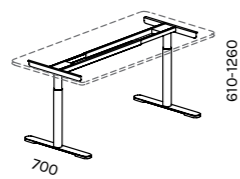
DESK TOP

CRPLK1608 / 1640X800

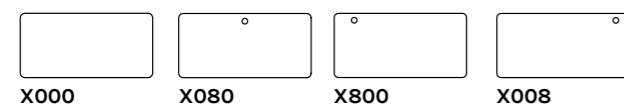


LEG FRAME

CJRE08 / H 610-1260



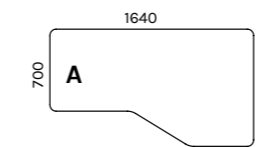
Placement options for cable holes in CRATE EL desk tops:



OFFICE DESK WITH ELECTRIC LEG FRAME

DESK TOP

CRPLL1610A / 1640X700/1000



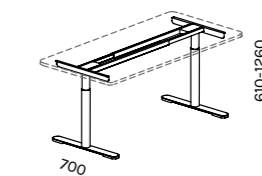
DESK TOP

CRPLL1610B / 1640X700/1000

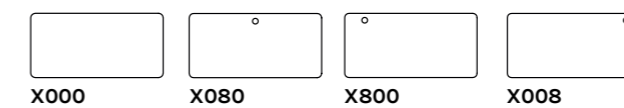


LEG FRAME

CJRE08 / H 610-1260



Placement options for cable holes in CRATE EL desk tops:

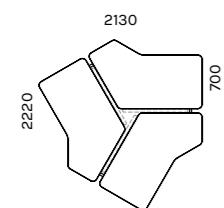




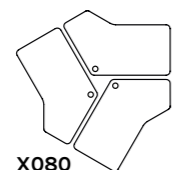
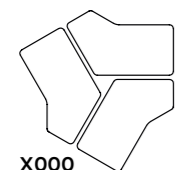
**BENCH DESK WITH ELECTRIC LEG FRAME**

**DESK TOPS**

CRPLI212 / 2130X2220

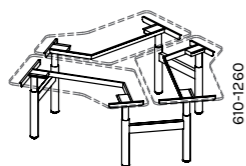


Placement options for cable holes in CRATE EL bench desk tops:



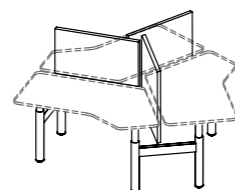
**LEG FRAME**

CRJE1212 / H 610-1260




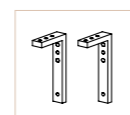
**DESK SCREEN**

SOEK08080 / 800X800



**L-MOUNT**

SOLSL2



**DESK CONTROL APP**

Desk Control app allows to control desk from computer or mobile devices, track usage of the desk, and send notifications to users to improve their sitting habits.



**SUSTAINABLE CHOICE**

Our electric frames are fully PVC-free and LINAK ZERO technology keeps standby power consumption as low as <0.1W - reducing CO<sub>2</sub> emissions to an absolute minimum.



**ANTI-COLLISION SENSOR**

Anti-collision sensors stop the movement of desk to prevent damage to people or objects.

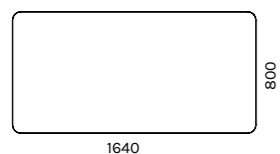
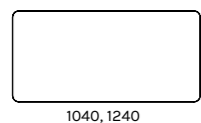




**OFFICE DESK WITH FIXED LEG FRAME**

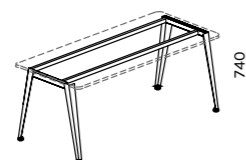
**DESK TOP**

CRPLK1006 / 1040X600  
 CRPLK1206 / 1240X600  
 CRPLK1608 / 1640X800

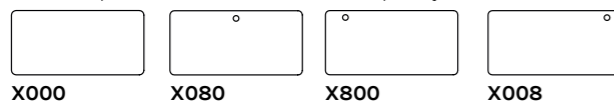


**A-LEG FRAME**

CRJAF1006 / H 740  
 CRJAF1206 / H 740  
 CRJAF1608 / H 740



Placement options for cable holes in CRATE desk tops (only available for 800mm depth desks):



**CRATE A**

CRATE A is a distinctive office desk with a rounded design that offers a refreshing alternative to traditional square-edged desks. CRATE A desks are available with a sturdy A-leg frame.

integrate power and data connections directly into the work surface.

Drawer units on wheels, side cabinets, and other elements from the PIANO and SERIE product families complement CRATE desks perfectly. You can also enhance your CRATE desk with acoustic partitions from the SOFT or MUTEK collections.

For added flexibility, cable access holes can be positioned on the tabletop, making it easy to

**FINISHES**

**DESK TOP**

**MELAMINE**



**LEG FRAME**

**METAL**



**DESK TOP WITH ROUNDED EDGE**

SOFTENED DETAIL WITH ELEGANCE




**OPTIONAL CABLE HOLE**

DISCREET SOLUTION FOR ACCESSIBLE WIRING



PIANO





## PIANO WOOD

PIANO WOOD is an office desk with an elegant design that brings warmth and character to any space. A distinctive wooden dowel detail adds a homely touch, creating a comfortable atmosphere ideal for both traditional offices and home workspaces. The minimalist, single-tone tabletop pairs beautifully with natural solid oak, blending sophistication with natural warmth.

The solid oak leg frame enhances the desk's uniqueness while providing excellent stability and durability. Crafted from high-quality materials, the desk promises timeless quality and lasting performance.

Available in three fixed sizes, the desk can also be customized with a cable hole positioned on the tabletop to accommodate power and network connections seamlessly.

Drawer units on wheels, side cabinets, and other elements from the PIANO and SERIE product families complement PIANO WOOD desks perfectly. You can also enhance your office desk with front panels from the same series as well as acoustic partitions from the SOFT or MUTEK collections.

### FINISHES

DESK TOP						LEG FRAME		
MELAMINE						SOLID WOOD		
White	Beige	Light Grey	Green	Dark Grey	Dark Walnut	Oak	Light Oak	Natural Oak

\* We recommend pairing natural oak leg frames with solid-coloured tabletops: white, beige, light grey, green or dark grey

### ANGLED WOODEN LEG

LIGHT YET STURDY DETAIL THAT ADDS WARMTH



SUSTAINABLE CHOICE

PIANO WOOD is made with natural oak legs, which use traditional joints.

### DESK TOP WITH STRAIGHT EDGE

LIGHT SURFACE WITH A REFINED PROFILE



### OPTIONAL CABLE HOLE

DISCREET SOLUTION FOR ACCESSIBLE WIRING

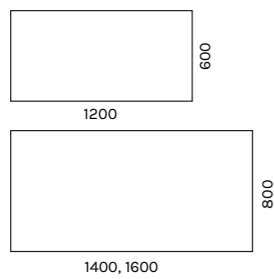




**OFFICE DESK WITH WOODEN LEG FRAME**

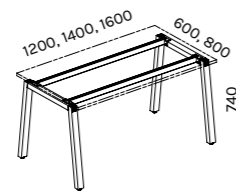
**DESK TOP**

PAPLK1206 / 1200X600  
 PAPLK1408 / 1400X800  
 PAPLK1608 / 1600X800

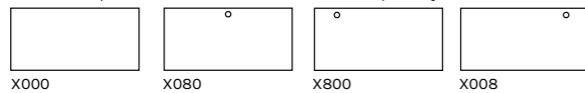


**LEG FRAME**

PAJWAF1206 / H 740  
 PAJWAF1408 / H 740  
 PAJWAF1608 / H 740



Placement options for cable holes in PIANO desk tops (only available for 800mm depth desks):





Design Katrin Soans

### PIANO EL INCLUDED SWITCH

BASIC INTUITIVELY USABLE CONTROL HAS 2 MEMORY POSITIONS AND INTEGRATED REMINDERS TO IMPROVE YOUR SITTING HABITS. ALSO POSSIBILITY TO CONTROL THE DESK FROM COMPUTER OR MOBILE DEVICES VIA BLUETOOTH.



### OPTIONAL SWITCH

OPTIONAL INTUITIVELY USABLE CONTROL HAS 4 MEMORY POSITIONS, DISPLAY WITH HEIGHT AND INTEGRATED REMINDERS TO IMPROVE YOUR SITTING HABITS. ALSO POSSIBILITY TO CONTROL THE DESK FROM COMPUTER OR MOBILE DEVICES VIA BLUETOOTH.



## PIANO EL

The PIANO EL office desk, available with one or two workplaces, is an electrically adjustable dual-motor desk featuring a modern and minimalist design.

Mounted on a sturdy T-leg electric frame, the desk's height can be easily adjusted between 610 and 1260 mm using the attached remote control. The sit-stand functionality encourages users to alternate working positions throughout the day, helping to prevent strain and maintain both physical comfort and mental alertness.

For added functionality, a cable hole can be positioned on the desktop, enabling convenient integration of power and network connections directly at the work surface.

Drawer units on wheels, side cabinets, and other elements from the PIANO and SERIE product families complement PIANO desks perfectly. You can also enhance your PIANO desk with front panels from the same series as well as acoustic partitions from the SOFT or MUTEK collections.

### FINISHES

#### DESK TOP

##### MELAMINE



##### LEG FRAME

##### METAL



### DESK TOP WITH STRAIGHT EDGE

LIGHT SURFACE WITH A REFINED PROFILE



### OPTIONAL CABLE HOLE

DISCREET SOLUTION FOR ACCESSIBLE WIRING



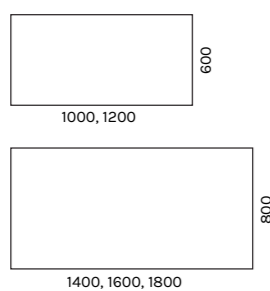


**OFFICE DESK WITH ELECTRIC LEG FRAME**

**DESK TOP**

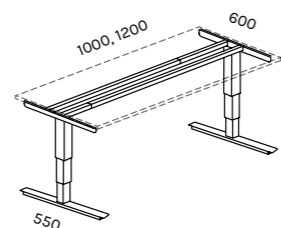
PAPLK1006 / 1000X600  
PAPLK1206 / 1200X600

PAPLK1408 / 1400X800  
PAPLK1608 / 1600X800  
PAPLK1808 / 1800X800



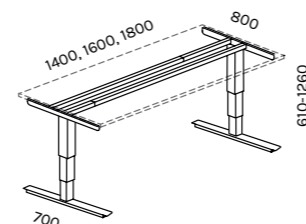
**LEG FRAME**

PAJE06 / H 620-1270

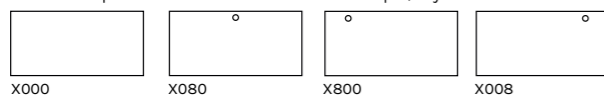


**LEG FRAME**

PAJE07 / H 620-1270



Placement options for cable holes in PIANO desk tops (only available for 800mm depth desks):

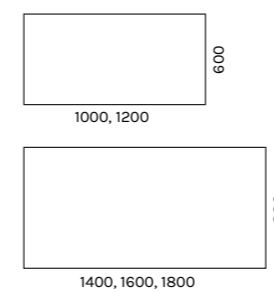


**OFFICE DESK WITH ELECTRIC LEG FRAME**

**DESK TOP**

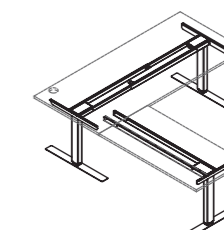
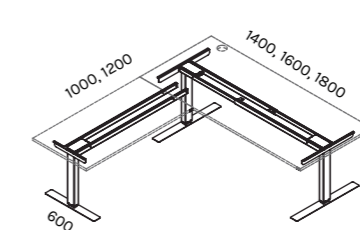
PAPLK1006 / 1000X600  
PAPLK1206 / 1200X600

PAPLK1408 / 1400X800  
PAPLK1608 / 1600X800  
PAPLK1808 / 1800X800



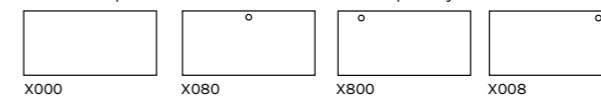
**LEG FRAME**

PAJE07LL\* / H 620-1270



\* The handedness of the side table can be changed upon installation

Placement options for cable holes in PIANO desk tops (only available for 800mm depth desks):

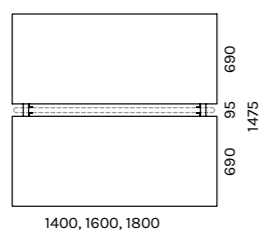




**BENCH DESK WITH ELECTRIC LEG FRAME**

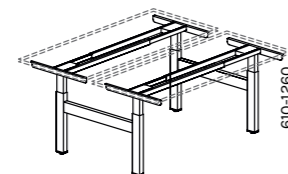
**DESK TOPS**

PAPLK14069 / 2X1400X690  
 PAPLK16069 / 2X1600X690  
 PAPLK18069 / 2X1800X690


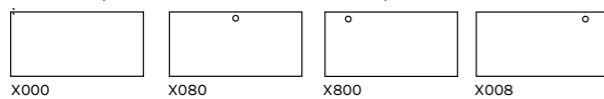


**LEG FRAME**

PAJE14 / H 610-1260



Placement options for cable holes in PIANO desk tops:



**DESK CONTROL APP**

Desk Control app allows to control desk from computer or mobile devices, track usage of the desk, and send notifications to users to improve their sitting habits.



**SUSTAINABLE CHOICE**

Our electric frames are fully PVC-free and LINAK ZERO technology keeps standby power consumption as low as <0.1W - reducing CO<sub>2</sub> emissions to an absolute minimum.



**ANTI-COLLISION SENSOR**

Anti-collision sensors stop the movement of desk to prevent damage to people or objects.





Design Katrin Soans

## PIANO U & A

The PIANO office desks, available with one or two workplaces, feature a modern and minimalist design. The PIANO product family offers a wide range of options for creating workspaces with varying functionality, ideal for both private offices and open-plan environments.

The PIANO series offers both U- or A-shaped leg frames, providing flexibility to suit different workspace needs.

For added functionality, a cable hole can be positioned on the desktop, enabling convenient integration of power and network connections directly at the work surface.

Drawer units on wheels, side cabinets, and other elements from the PIANO and SERIE product families complement PIANO desks perfectly. You can enhance your PIANO desk with front panels from the same series as well as acoustic partitions from the SOFT or MUTEK collections.

### FINISHES

#### DESK TOP

##### MELAMINE



White Beige Light Grey Green Dark Grey Dark Walnut Oak Light Oak

##### LEG FRAME

##### METAL



RAL9016 White RAL9006 Silver Grey RAL9005 Black

### FIXED U AND A LEGS

PRECISE, STABLE SUPPORT WITH CLEAN LOOK



### ADJUSTABLE U LEGS

FLEXIBLE SUPPORT ENSURING STABILITY



### DESK TOP WITH STRAIGHT EDGE

LIGHT SURFACE WITH A REFINED PROFILE



### OPTIONAL CABLE HOLE

DISCREET SOLUTION FOR ACCESSIBLE WIRING





**OFFICE DESK WITH MANUALLY ADJUSTABLE LEG FRAME**

**DESK TOP**

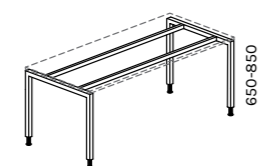

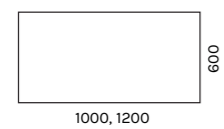
PAPLK1006 / 1000X600  
 PAPLK1206 / 1200X600  
 PAPLK1406 / 1400X600

PAPLK1408 / 1400X800  
 PAPLK1608 / 1600X800  
 PAPLK1808 / 1800X800

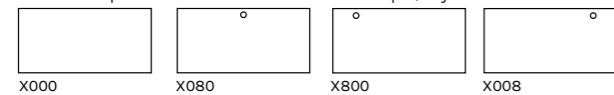
**LEG FRAME**

PAJU1006 / H 650-850  
 PAJU1206 / H 650-850  
 PAJU1406 / H 650-850

PAJU1408 / H 650-850  
 PAJU1608 / H 650-850  
 PAJU1808 / H 650-850



Placement options for cable holes in PIANO desk tops (only available for 800mm depth desks):



**OFFICE DESK WITH FIXED LEG FRAME**

**DESK TOP**

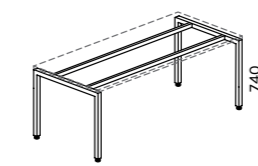

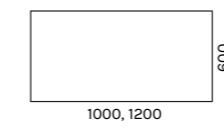
PAPLK1006 / 1000X600  
 PAPLK1206 / 1200X600  
 PAPLK1406 / 1400X600

PAPLK1408 / 1400X800  
 PAPLK1608 / 1600X800  
 PAPLK1808 / 1800X800

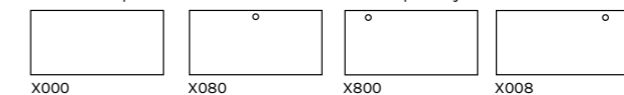
**LEG FRAME**

PAJUF1006 / H 740  
 PAJUF1206 / H 740  
 PAJUF1406 / H 740

PAJUF1408 / H 740  
 PAJUF1608 / H 740  
 PAJUF1808 / H 740



Placement options for cable holes in PIANO desk tops (only available for 800mm depth desks):





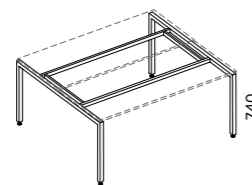
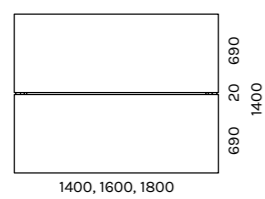
**BENCH DESK WITH FIXED LEG FRAME**

**DESK TOPS**

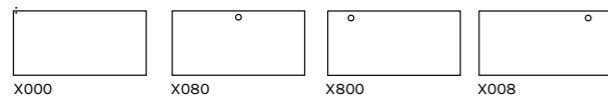
PAPLK14069 / 2X1400X690  
 PAPLK16069 / 2X1600X690  
 PAPLK18069 / 2X1800X690

**LEG FRAME**

PAJUF1414 / H 740  
 PAJUF1614 / H 740  
 PAJUF1814 / H 740



Placement options for cable holes in PIANO desk tops:



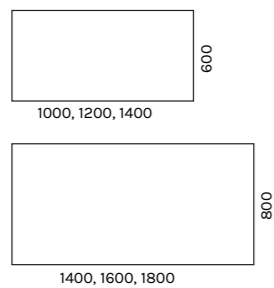


OFFICE DESK WITH FIXED LEG FRAME

DESK TOP

PAPLK1006 / 1000X600  
 PAPLK1206 / 1200X600  
 PAPLK1406 / 1400X600

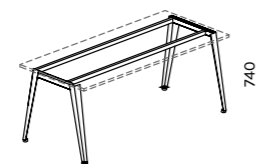
PAPLK1408 / 1400X800  
 PAPLK1608 / 1600X800  
 PAPLK1808 / 1800X800



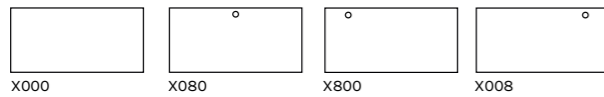
LEG FRAME

PAJAF1006 / H 740  
 PAJAF1206 / H 740  
 PAJAF1406 / H 740

PAJAF1408 / H 740  
 PAJAF1608 / H 740  
 PAJAF1808 / H 740



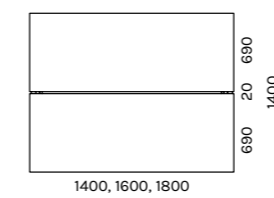
Placement options for cable holes in PIANO desk tops (only available for 800mm depth desks)::



BENCH DESK WITH FIXED LEG FRAME

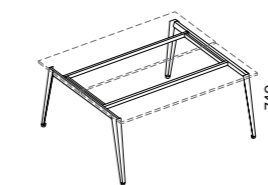
DESK TOPS

PAPLK14069 / 2X1400X690  
 PAPLK16069 / 2X1600X690  
 PAPLK18069 / 2X1800X690

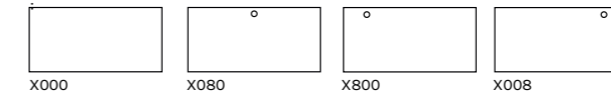



LEG FRAME

PAJAF1414 / H 740  
 PAJAF1614 / H 740  
 PAJAF1814 / H 740



Placement options for cable holes in PIANO desk tops:





## LITE & LITE MINI

High-quality electric office desk with an excellent price-to-quality ratio. Designed to meet modern ergonomic standards, it is ideal for those who work at a computer all day - whether in the office or a home office.

For added functionality, a cable hole can be positioned on the desktop, enabling convenient integration of power and network connections directly at the work surface.

LITE and LITE MINI desks with dual motors ensure fast, smooth, and quiet height adjustment. The desk height is easily adjustable via a user-friendly control button.

Drawer units on wheels, side cabinets, and other elements from the PIANO and SERIE product families complement PIANO desks perfectly. You can also enhance your LITE desk with front panels from the PIANO series as well as acoustic partitions from the SOFT or MUTEK collections.

### FINISHES

#### DESK TOP

##### MELAMINE



##### LEG FRAME

##### METAL



#### LITE INCLUDED SWITCH

UP AND DOWN BUTTON WITH 4 MEMORY POSITIONS



#### LITE MINI INCLUDED SWITCH

EASY TO USE UP AND DOWN BUTTON



#### DESK TOP WITH STRAIGHT EDGE

LIGHT SURFACE WITH A REFINED PROFILE



#### OPTIONAL CABLE HOLE

DISCREET SOLUTION FOR ACCESSIBLE WIRING






OFFICE DESK WITH ELECTRIC LEG FRAME

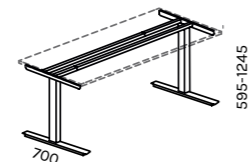
DESK TOP

LPK1208 / 1200X800  
 PAPLK1408 / 1400X800  
 PAPLK1608 / 1600X800  
 PAPLK1808 / 1800X800

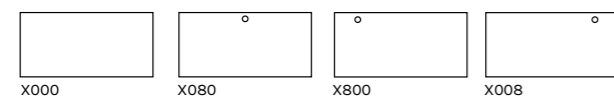


LEG FRAME

LTJE08 / H 595-1245



Placement options for cable holes in LITE desk tops:

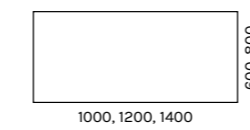


OFFICE DESK WITH ELECTRIC LEG FRAME

DESK TOP

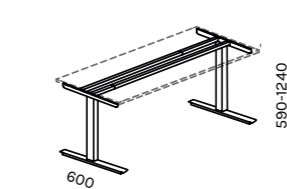
PAPLK1006 / 1000X600  
 PAPLK1206 / 1200X600  
 PAPLK1406 / 1400X600

LPK1208 / 1200X800  
 PAPLK1408 / 1400X800

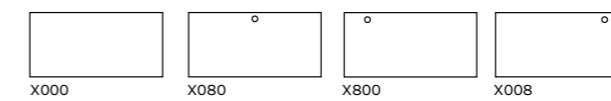


LEG FRAME

LTJEMINI / H 590-1240



Placement options for cable holes in LITE MINI desk tops (only available for 800mm depth desks):





## SOFT

SOFT desk and floor screens are an effective and visually appealing solution for reducing noise pollution in open-plan offices. They function both as sound absorbers and as space dividers, helping to create a more focused and comfortable working environment. In addition to their acoustic benefits, the screens also serve as interior design elements, adding texture, colour, and structure to the office layout.

This is a simple yet practical way to reduce background noise and distractions as well as enhance privacy between workstations. The SOFT

product line offers a wide range of sizes and mounting solutions - from screens that attach directly to desks to freestanding floor panels that can be positioned wherever needed.

Acoustic screens are ideal for open offices, shared workspaces, meeting areas, and breakout zones where sound control and spatial separation are important. They help to improve overall concentration and well-being by creating calmer, more organized work areas within a busy environment.

## FINISHES

### SCREEN COVER

#### FABRIC



Various textiles

### MOUNT & FOOT SET

#### METAL



RAL9016 White

RAL9006 Silver Grey

RAL9005 Black


## DIFFERENT SIZES & FABRICS

ADAPTABLE TO DIFFERENT SPACES AND ATMOSPHERES



## ROUNDED CORNERS

DETAIL THAT ADDS VISUAL SOFTNESS



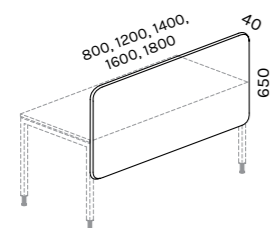


**ACOUSTIC DESK SCREEN**

**DESK SCREEN**

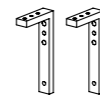
SOEK08065 / 800X650  
 SOEK12065 / 1200X650  
 SOEK14065 / 1400X650  
 SOEK16065 / 1600X650  
 SOEK18065 / 1800X650

Height from desk top 430 mm with SOLS.  
 Height from desk top 450 mm with SOLSK.



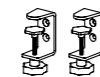
**L-MOUNT SET**

SOLSLS2



**CLAMP SET**

SOLSK2

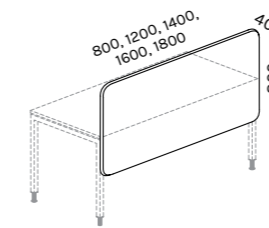


**ACOUSTIC DESK SCREEN**

**DESK SCREEN**

SOEK08080 / 800X800  
 SOEK12080 / 1200X800  
 SOEK14080 / 1400X800  
 SOEK16080 / 1600X800  
 SOEK18080 / 1800X800

Height from desk top 580 mm with SOLS.  
 Height from desk top 600 mm with SOLSK.



**L-MOUNT SET**

SOLSLS2



**CLAMP SET**

SOLSK2



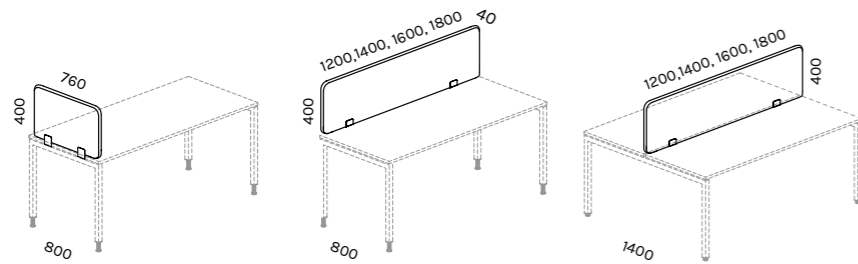


**ACOUSTIC DESK SCREEN**

**DESK SCREEN**

- SOVK08040 / 760X400
- SOVK12040 / 1200X400
- SOVK14040 / 1400X400
- SOVK16040 / 1600X400
- SOVK18040 / 1800X400

Height from desk top 400 mm.  
 Desk screens with height 400mm can not be used with table tops with D80 mm openings.



**Y-MOUNT SET**

SOLSY2



**U-MOUNT SET**

SOLSU2  
 FOR BENCH DESK

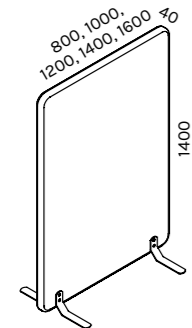




ACOUSTIC FLOOR SCREEN

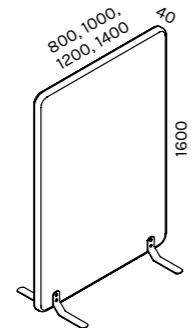
FLOOR SCREEN

SOVS080140 / 800X1400  
SOVS100140 / 1000X1400  
SOVS120140 / 1200X1400  
SOVS140140 / 1400X1400\*  
SOVS160140 / 1600X1400\*



FLOOR SCREEN

SOVS080160 / 800X1600  
SOVS100160 / 1000X1600  
SOVS120160 / 1200X1600  
SOVS140160 / 1400X1600\*



FEET SET

SOLSJ



FLOOR SCREEN CONNECTOR

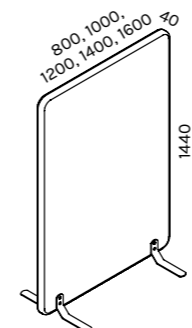
SOYI



ACOUSTIC FLOOR SCREEN


FLOOR SCREEN

SOVS080140 / 800X1400  
SOVS100140 / 1000X1400  
SOVS120140 / 1200X1400  
SOVS140140 / 1400X1400\*  
SOVS160140 / 1600X1400\*



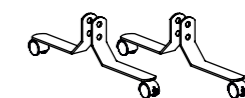
FLOOR SCREEN

SOVS080160 / 800X1600  
SOVS100160 / 1000X1600  
SOVS120160 / 1200X1600  
SOVS140160 / 1400X1600\*



FEET SET WITH CASTORS

SOLSR



FLOOR SCREEN CONNECTOR

SOYI





## MUTEK

MUTEK desk screen reduces noise pollution in open offices, acting as a room divider and is also an interior design element with a hiding function. The selection of screens includes both a square and a round corner versions. Both are available in three sizes, which have various combination possibilities as both front and side screens.

In addition, the spring clips allow changing the placement of the screens and adjusting the heights every millimeter without damaging the surface of the screen. There is an adjustable

gap between the screen and the tabletop, which allows to pass the wires under the table over the edge of the table. The tabletop or metal frame to which the screen is attached can have a wide thickness range (13-52 mm).


The screens are finished with A-class certified PET felt, whose composition is 60% recycled at a minimum. The screens come with a mounting kit.

### FINISHES

#### DESK SCREEN



#### MOUNT SET



### SQUARE AND ROUND CORNERS

AVAILABLE IN BOTH RECTANGULAR OR SOFTLY ROUNDED CORNER PROFILES



### COMFORTABLE FITTINGS

THANKS TO THE SPECIAL MOUNTING, THE SCREEN CAN BE EASILY MOVED UP AND DOWN

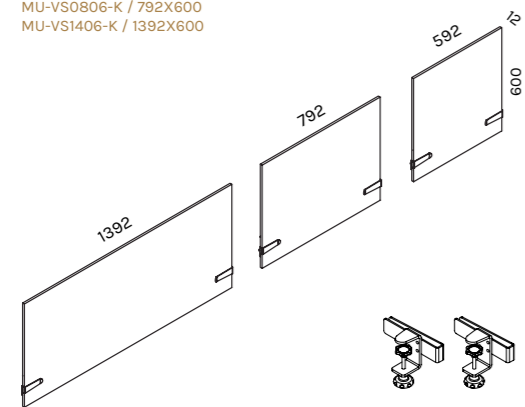




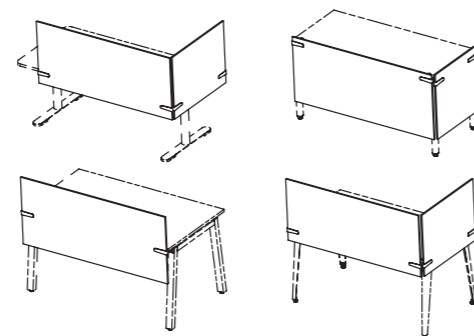
**ACOUSTIC DESK SCREEN**

**DESK SCREEN**

MU-VS0606-K / 592X600  
 MU-VS0806-K / 792X600  
 MU-VS1406-K / 1392X600



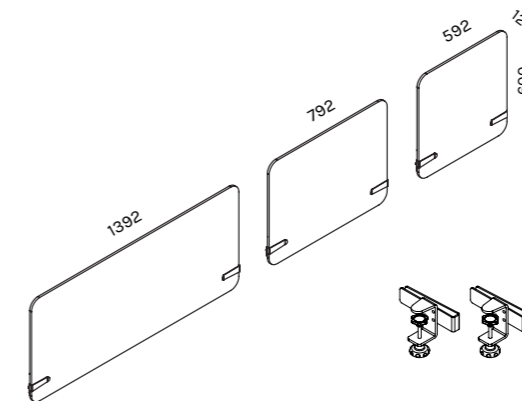
**Square desk screen examples:**



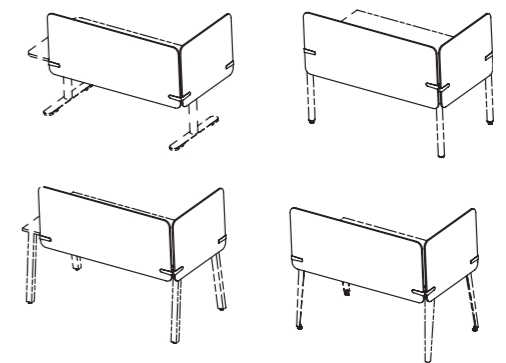
**ACOUSTIC DESK SCREEN**



**DESK SCREEN**

MU-VS0606-R / 592X600  
 MU-VS0806-R / 792X600  
 MU-VS1406-R / 1392X600



**Round desk screen examples:**





## PIANO

The PIANO melamine front screen is a minimalist and practical solution for dividing space in modern office environments. It functions as a modesty panel and a visual barrier, offering employees greater privacy and focus in open-plan settings. In addition to its functional role, the screen also serves as a clean-lined interior design element that complements contemporary workspaces.

The front panel is made of durable melamine-coated board, which is easy to maintain and resistant to everyday wear. It is available in eight

stylish colour finishes, allowing it to be matched with various desk styles and office interiors.

Each screen comes with a set of sturdy metal L-brackets for secure attachment to the desk. The brackets ensure a stable installation while maintaining a sleek and discreet appearance.

The PIANO front screen is ideal for use in both private offices and open workstations where visual separation and tidiness are desired. It helps define individual work zones, improves aesthetics, and contributes to a more organized and professional-looking office layout.


## FINISHES

DESK PANEL

MOUNT SET

MELAMINE

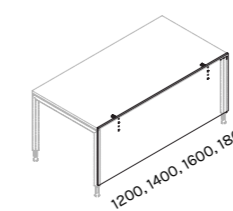
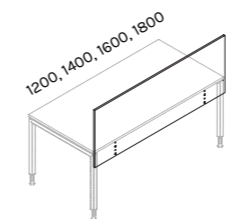
METAL



## DESK PANEL

DESK PANEL

- PAESI206 / 1200X610
- PAESI406 / 1400X610
- PAESI606 / 1600X610
- PAESI806 / 1800X610





03

Meeting  
Spaces



## FLY

FLY is a stylish meeting table with clean and modern lines that bring freshness and innovation to any space. More than just a table, FLY is a statement piece - a dynamic design element that redefines traditional meeting culture.

posture, improved focus, and a more engaging meeting experience. The electric leg frame is PVC-free. Linak Zero technology keeps power consumption under 0.1 W on standby mode, thus minimizing CO2 emissions.

Its standing-height format encourages movement and energy, offering participants the chance to stretch and stay alert even during longer discussions. This promotes better

Available in a wide range of colour options, FLY can be easily adapted to match any interior style - from bold and creative to minimalist and professional.

## FINISHES


### TABLE TOP

#### MELAMINE



#### LEG FRAME

#### METAL



### BLACK DPT CONTROL

UP & DOWN BUTTON WITH 4 MEMORY POSITIONS



### WHITE DPT CONTROL

UP & DOWN BUTTON WITH 4 MEMORY POSITIONS



### LOWER POSITION

COMFORTABLE FOR LONGER, SEATED DISCUSSIONS



### HIGHER POSITION

SUITABLE FOR ACTIVE, STANDING MEETINGS

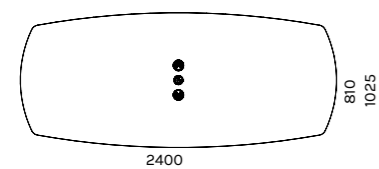




CONFERENCE TABLE WITH ELECTRIC LEG FRAME

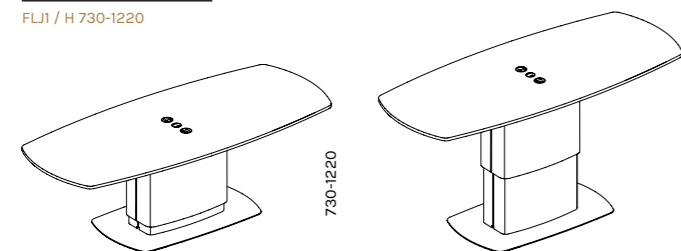
TABLE TOP

FLY1 / 2400X810/1025



LEG FRAME

FLJ1 / H 730-1220



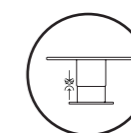
DPT CONTROL

Included DPT Control (available in white or black); add 2x D80 mm socket outlets & extension cord.



SUSTAINABLE CHOICE

Our electric frames are fully PVC-free and LINK ZERO technology keeps standby power consumption as low as <0.1W - reducing CO<sub>2</sub> emissions to an absolute minimum.



ANTI-COLLISION SENSOR

Anti-collision sensors stop the movement of desk to prevent damage to people or objects.





## KOKO

KOKO is a stylish table that brings natural warmth and timeless elegance to any space. The legs are crafted from solid oak, and the unique grain and texture of the wood make each table one of a kind. The natural finish highlights the character of the material, adding a sense of authenticity and craftsmanship to the interior.

Versatile in function, the KOKO table is equally well-suited for use as a meeting table or a dining

table. The collection includes both rectangular and round versions, available in standard sitting height as well as in a modern standing height format - offering flexibility for different environments and needs.

For added functionality, the tabletop can be equipped with built-in sockets for power and multimedia connections, supporting today's hybrid and tech-enabled workspaces.

### FINISHES

TABLE TOP							
MELAMINE							
White	Beige	Light Grey	Green	Dark Grey	Dark Walnut	Oak	Light Oak
MOUNTING FRAME				LEG FRAME			
METAL		SOLID WOOD		METAL		SOLID WOOD	
RAL9016 White	RAL9005 Black	Natural Oak*	Black Oak	RAL9016 White	RAL9005 Black	Natural Oak*	Black Oak

\* We recommend pairing natural oak leg frames with solid-coloured tabletops: white, beige, light grey, green or dark grey


### AVAILABLE IN TWO HEIGHTS


TABLE COMES IN TWO ELEVATION PROFILES - STANDARD SEAT HEIGHT AND BARSTOOL HEIGHT



### DIFFERENT SHAPES & SIZES

AVAILABLE IN BOTH RECTANGULAR AND CIRCULAR CONFIGURATIONS






CONFERENCE TABLE WITH WOODEN LEG FRAME

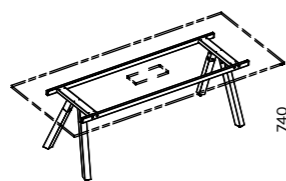
TABLE TOP

KKPL-K1610 / 1600X1000  
 KKPL-K2010 / 2000X1000  
 KKPL-K2410 / 2400X1000



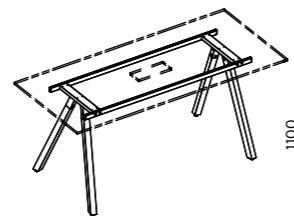
LEG FRAME

KKJR-1610-H74 / H 740  
 KKJR-2010-H74 / H 740  
 KKJR-2410-H74 / H 740

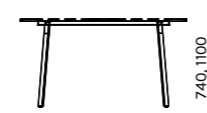
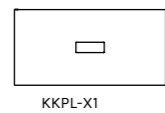


LEG FRAME

KKJR-1610-H110 / H 1100  
 KKJR-2010-H110 / H 1100  
 KKJR-2410-H110 / H 1100



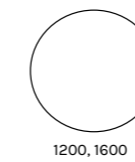
Placement options for cable holes in KOKO table tops:



DINING TABLE WITH WOODEN LEG FRAME

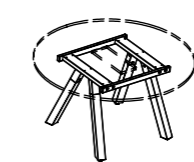
TABLE TOP

KKPL-D12 / D1200  
 KKPL-D16 / D1600



LEG FRAME

KKJR-D12-H74 / H 740  
 KKJR-1610-H74 / H 740


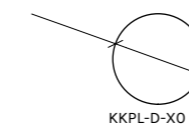


LEG FRAME

KKJR-D12-H110 / H 1100  
 KKJR-1610-H110 / H 1100



Placement options for cable holes in KOKO table tops:





Design Katrin Soans

## FORUM

FORUM is a clean-lined, contemporary meeting table that integrates seamlessly with other furniture series. Its minimalist design makes it a versatile choice for various office interiors - from formal meeting rooms to more relaxed collaboration areas.

The FORUM conference table is available with either U-shaped or A-shaped leg frame, allowing

for further customization based on aesthetic preference and space requirements.

FORUM table can be customized with integrated power and network connection modules, adding functionality to the workspace. For a more distinctive look, the table can also be configured with a contrasting intermediate panel in a different colour.

### FINISHES

#### TABLE TOP

##### MELAMINE



##### LEG FRAME

##### METAL



### FIXED U AND A LEGS

PRECISE, STABLE SUPPORT WITH CLEAN LOOK



### OPTIONAL BUILT-IN FRAME

CONVENIENT ACCESS TO ELECTRICAL CONNECTIONS






CONFERENCE TABLE WITH FIXED LEG FRAME

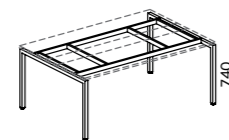
TABLE TOP

F MPLK2010 / 2000X1000  
F MPLK2410 / 2400X1000

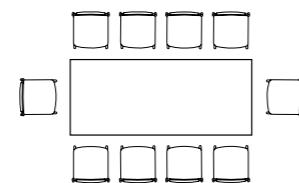
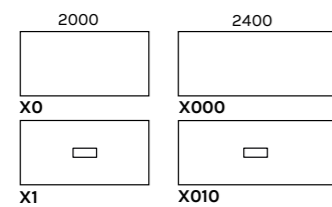


LEG FRAME

F MJUK2010 / H 740  
F MJUK2410 / H 740




Placement options for cable holes in FORUM table tops:



CONFERENCE TABLE WITH FIXED LEG FRAME

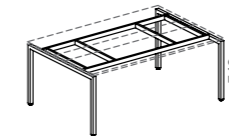
TABLE TOP\*

F MPLK2012 / 2000X1200  
F MPLK2412 / 2400X1200



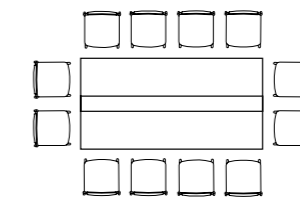
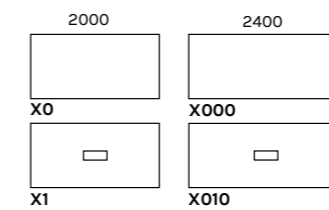
LEG FRAME

F MJUK2012 / H 740  
F MJUK2412 / H 740



\* Center panel and outer panels can be made in different finish colours

Placement options for cable holes in FORUM table tops:






**CONFERENCE TABLE WITH FIXED LEG FRAME**

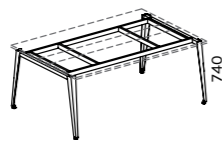
**TABLE TOP**

FMPLK2010 / 2000X1000  
FMPLK2410 / 2400X1000

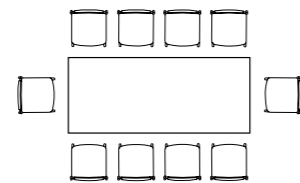
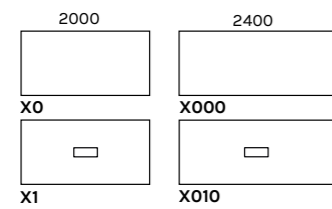


**LEG FRAME**

FMJAK2010 / H 740  
FMJAK2410 / H 740




Placement options for cable holes in FORUM table tops:



**CONFERENCE TABLE WITH FIXED LEG FRAME**

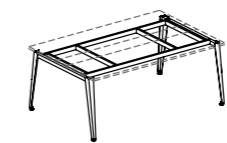
**TABLE TOP**

FMPLK2012 / 2000X1200  
FMPLK2412 / 2400X1200



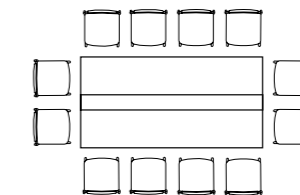
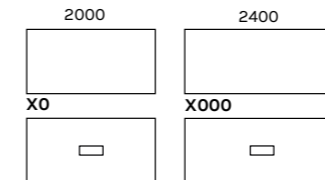
**LEG FRAME**


FMJAK2012 / H 740  
FMJAK2412 / H 740



\* Center panel and outer panels can be made in different finish colours

Placement options for cable holes in FORUM table tops:





## FALDA

FALDA is a stylish and lightweight foldable seminar table, ideal for multifunctional spaces that require frequent reconfiguration. Its practical folding mechanism allows the table to be quickly and easily folded, stored on a trolley, and moved from one room to another as needed.

A version with castors is also available, making it easy for a single person to relocate the table.

For added convenience, a table trolley is offered as an accessory, capable of transporting and storing up to 12 folded tables at once - making the setup and storage more efficient and organized.

Whether for seminars, training sessions, events, or temporary workspaces, FALDA offers a flexible, space-saving solution without compromising on style.

## FINISHES

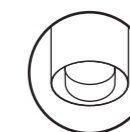
### TABLE TOP

#### MELAMINE



#### LEG FRAME

#### METAL



CASTORS

Castors are hidden under two feet for easy movement of the table




BREAKS

Castors with breaks

## SEMINAR TABLE WITH FOLDABLE LEG FRAME

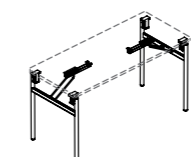
### TABLE TOP

FDPLK1206 / 1200X600  
FDPLK1406 / 1400X600



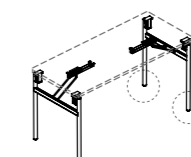
### LEG FRAME

FDJP06 / H 730



### LEG FRAME WITH CASTORS



FDJP06R / H 730  
CASTORS ARE HIDDEN UNDER TWO FEET FOR EASY MOVEMENT OF THE TABLE



### TABLE TROLLEY

LSLKRTAV140 / FOR 10-12 TABLES (WIDTH 1400 MM)





## OMICRON

OMICRON is a foldable and stackable seminar table designed for flexible and multifunctional spaces. It is ideal for environments where room layouts need to be changed frequently - such as seminar rooms, training areas, or conference halls.

Thanks to its folding mechanism, the table can be quickly collapsed, stacked, and stored on a

table trolley, making it easy to move between rooms and save space when not in use. A dedicated trolley is available as an accessory, designed to hold and transport up to 12 folded tables efficiently and securely.

OMICRON offers a practical and space-saving solution without compromising on durability or style.

### FINISHES


#### TABLE TOP

##### MELAMINE



##### LEG FRAME

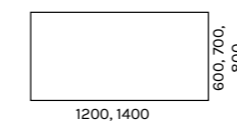
##### METAL



### SEMINAR TABLE WITH FOLDABLE LEG FRAME

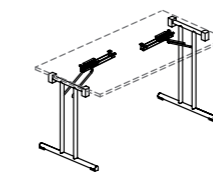
#### TABLE TOP

LPK1206 / 1200X600  
 LPK1406 / 1400X600  
 LPK1207 / 1200X700  
 LPK1407 / 1400X700  
 LPK1208 / 1200X800  
 LPK1408 / 1400X800



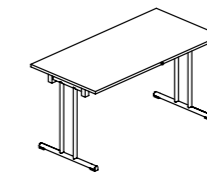
#### LEG FRAME

LSJPOMC / H 695



#### TABLE TROLLEY

LSLKCRTAV140 / FOR 10-12 TABLES (WIDTH 1400 MM)



#### TABLE TROLLEY

LSLKCRTAV140 / FOR 10-12 TABLES (WIDTH 1400 MM)





## SMALL TABLES

We offer a versatile selection of table leg frames suitable for small tables in lounge areas, cafés, and office environments. All tabletops and leg frames can be purchased separately, allowing you to create combinations that best suit your space and style.

These models combine functionality with clean design, making them a practical choice for both casual and professional settings.

INOX is a round metal leg frame with a round tabletop. The leg frame is available in two different heights, making it suitable for various seating arrangements.

LOOP is a four-legged metal leg frame with a round tabletop. The frame comes in three height options, offering flexibility for different use cases.

LIFT A is a height-adjustable round table with a smooth adjustment range, ideal for dynamic spaces where flexibility is key.

### FINISHES

#### TABLE TOP

##### MELAMINE



##### LEG FRAME

##### METAL



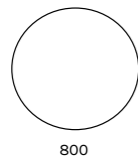
\* Not available for LOOP leg frame  
 \*\* Only available for LOOP leg frame



**SMALL TABLE WITH LOWER LEG FRAME**

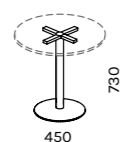
**TABLE TOP**

LPD08 / D 800



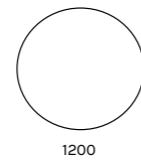
**LEG FRAME**

INOX4410 / H 730



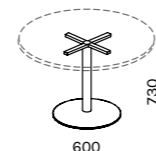
**TABLE TOP**

LPD12 / D 1200



**LEG FRAME**

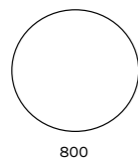
INOX4430 REG / H 730



**SMALL TABLE WITH HIGHER LEG FRAME**


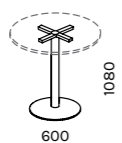
**TABLE TOP**

LPD08 / D 800



**LEG FRAME**

INOX4434 / H 1080

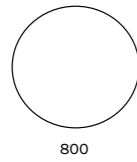




SMALL TABLE WITH FIXED LEG FRAME

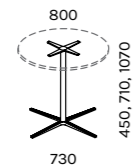
TABLE TOP

LPD08 / D 800



LEG FRAME

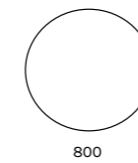
LOOP\_H450 / H 450  
LOOP\_H710 / H 710  
LOOP\_H1070 / H 1070



SMALL TABLE WITH ADJUSTABLE LEG FRAME

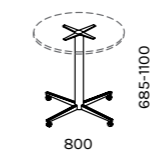
TABLE TOP

LPD08 / D 800



LEG FRAME

LIFT A / H 685-1100





04

# Storage & Space Dividers



Design Katrin Soans

## PIANO

The PIANO product family offers a cohesive and versatile range of office furniture designed to create well-functioning and aesthetically unified workspaces. Its clean lines and minimalist style makes it easy to combine with various interior styles, while its practical features support everyday work routines.

PIANO storage units are fully compatible with work desks from the CRATE, PIANO, and LITE series, as well as cupboards and shelves from the SERIE storage range - enabling the creation of integrated and flexible workspace solutions.

PIANO drawer box series which is available with one or three drawer units, is a spacious and practical storage solution that suits both standard and electric height-adjustable desks. The office pedestal is equipped with castors for easy mobility and comes with drawers that feature either metal or plastic sides. For added organization, a removable pencil tray can be included.

PIANO side cabinet on wheels offers generous storage while also functioning as an additional utility surface or compact cabinet. It pairs seamlessly with both standard and sit-stand desks. The cabinet is great solution for frequently used items which need easy access.

### FINISHES

**FACADE**

MELAMINE

White Beige Light Grey Green Dark Grey Dark Walnut Oak Light Oak

---

**BODY, UPPER TOP**

MELAMINE

White Light Grey Dark Grey

#### STANDARD LOCK WITH 2 KEYS

SECURE STORAGE FOR PERSONAL ITEMS\*





\* Available master keys for locks (minimum 7 keys per office)

#### OPTIONAL PENCIL TRAY

INSERT FOR PENS AND SMALL OFFICE SUPPLIES

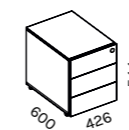




**DRAWER UNIT**

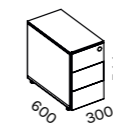
**PEDESTAL UNIT**

PASBR43  
 LOCKABLE  
 WITH CASTORS  
 3 DRAWERS WITH PLASTIC SIDES  
 CAN BE USED WITH PENCIL TRAY



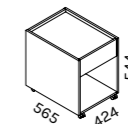
**PEDESTAL UNIT**

PASBR33  
 LOCKABLE  
 WITH CASTORS  
 3 DRAWERS WITH METAL SIDES  
 CANNOT BE USED WITH PENCIL TRAY



**PEDESTAL UNIT**

PASBR41  
 NOT LOCKABLE  
 WITH CASTORS  
 1 DRAWER WITH PLASTIC SIDES  
 CAN BE USED WITH PENCIL TRAY

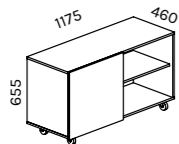




### UTILITY CABINET

#### SIDE CABINET

PAAK2  
NOT LOCKABLE  
WITH CASTORS





Design Katrin Soans

## PIANO

The PIANO product family offers a cohesive and versatile range of office furniture designed to create well-functioning and aesthetically unified workspaces. Its clean lines and minimalist style makes it easy to combine with various interior styles, while its practical features support everyday work routines.

PIANO storage units are fully compatible with work desks from the CRATE, PIANO, and LITE series, as well as cupboards and shelves from

the SERIE storage range - enabling the creation of integrated and flexible workspace solutions.

PIANO container cabinet is a larger storage solution, suitable for use with both fixed and adjustable desks. It comes with an integrated pencil tray and optional drawer unit inside. Container cabinet can be locked either with a standard key lock or a mechanical combination lock. Both lock types can be ordered with a master key option for administrative access.

### FINISHES

**FACADE**

**MELAMINE**

							
White	Beige	Light Grey	Green	Dark Grey	Dark Walnut	Oak	Light Oak

**BODY, UPPER TOP**

<b>MELAMINE</b>	<b>METAL</b>				
					
White	Light Grey	Dark Grey	RAL9016 White (K1)	RAL9006 Silver Grey (K3)	RAL9005 Black (K2)

### K-HANDLE

AVAILABLE IN WHITE, BLACK & SILVER GREY



#### OPTIONAL DRAWER UNIT FOR KEEPING OFFICE ACCESSORIES ARRANGED



#### PENCIL TRAY FOR KEEPING OFFICE ACCESSORIES ARRANGED



#### STANDARD LOCK WITH 2 KEYS SECURE STORAGE FOR PERSONAL ITEMS\*



\* Available master keys for locks (minimum 7 keys per office)

#### OPTIONAL MECHANICAL LOCK SECURE STORAGE FOR PERSONAL ITEMS\*

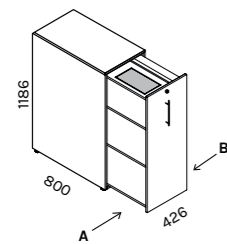




**CONTAINER UNIT**

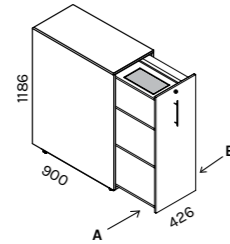
**CONTAINER**

PAKK2AB  
LOCKABLE  
WITH PENCIL TRAY



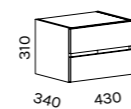
**CONTAINER**

PAKK3AB  
LOCKABLE  
WITH PENCIL TRAY



**DRAWER UNIT**

PASB12  
NOT LOCKABLE



\* A-container is right-handed; B-container is left-handed





Design Katrin Soans

## SERIE

SERIE is a versatile and highly functional cabinet and shelving system, designed to integrate seamlessly with all Standard's office furniture. Its clean-lined, modular design makes it suitable for a wide range of office environments - from individual workstations to shared and collaborative spaces.

The system is built from interchangeable modules, allowing you to configure storage solutions tailored to your specific needs. Whether you require open shelves for easy access, closed cabinets for tidiness, or a combination of both - SERIE offers flexibility without compromising on style or practicality.

Cabinets are available with swing doors or

sliding doors, making them adaptable to different spatial layouts and user preferences. Finishes, base and handle types can be chosen to match the surrounding furniture for a unified visual appearance.

In addition, SERIE includes a variety of height and width options, enabling the creation of both low storage units (sideboards or printer cabinets) and tall shelving systems (archive or display units). The system also includes locks for storing sensitive documents or personal items.

Thanks to its timeless design and durable construction, SERIE offers long-term functionality while supporting a well-organized and aesthetically cohesive office environment.

## FINISHES

FACADE							
MELAMINE							
							
White	Beige	Light Grey	Green	Dark Grey	Dark Walnut	Oak	Light Oak
BODY, UPPER TOP				HANDLES, LEGS			
MELAMINE				METAL			
							
White	Light Grey	Dark Grey	RAL9016 White	RAL9006 Silver Grey	RAL9005 Black		





**P - PLINTH BOARD (3 CM)\***

BASE THAT GIVES CABINET A LIGHT APPEARANCE



**S - PLINTH FRAME (10 CM)\***

BASE THAT GROUNDS CABINET WITH CLEAN LINE



**M - METAL LEGS**

BASE THAT COMBINES LIGHTNESS WITH STABILITY



**R - LOCKABLE CASTORS**

MOBILE BASE THAT ADDS FLEXIBILITY



\* Plinth same colour as body

\*\* Not available for swing doors and storage cabinets higher than 1271 mm and wider than 1600 mm

**K-HANDLE**

AVAILABLE IN WHITE, BLACK & SILVER GREY



**OPTIONAL F-HANDLE**

AVAILABLE IN WHITE, BLACK & SILVER GREY



**STANDARD LOCK WITH 2 KEYS**

SECURE STORAGE FOR PERSONAL ITEMS\*\*



**OPTIONAL MECHANICAL LOCK**

SECURE STORAGE FOR PERSONAL ITEMS\*\*



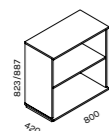
\* Available master keys for locks (minimum 7 keys per office)



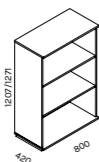


SHELVING UNIT

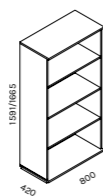
SHELVING UNIT  
SE1231



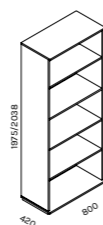
SHELVING UNIT  
SE1331



SHELVING UNIT  
SE1431



SHELVING UNIT  
SE1531



Smaller height with P-base, higher height with S-, M- and R-base





STORAGE CABINET WITH SWING DOORS

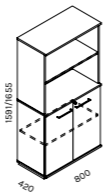
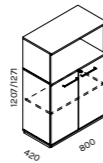
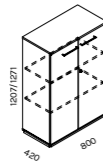
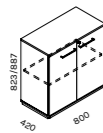
STORAGE CABINET & WARDROBE WITH SWING DOORS

STORAGE CABINET  
SE2231

STORAGE CABINET  
SE2331

STORAGE CABINET  
SE2332

STORAGE CABINET  
SE2432



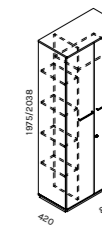
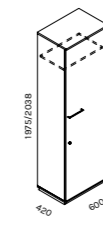
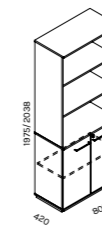
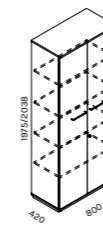
Smaller height with P-base, higher height with S-, M- and R-base

STORAGE CABINET  
SE2531

STORAGE CABINET  
SE2532

WARDROBE  
SE3521AB

WARDROBE  
SE3531



Smaller height with P-base, higher height with S-, M- and R-base





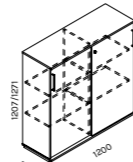
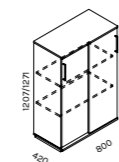
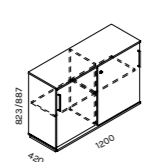
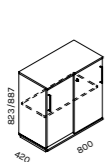
STORAGE CABINET WITH SLIDING DOORS

STORAGE CABINET  
SE4231

STORAGE CABINET  
SE4241

STORAGE CABINET  
SE4331

STORAGE CABINET  
SE4341



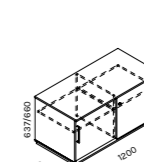
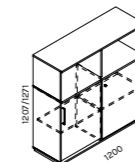
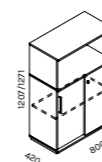
Smaller height with P-base, higher height with S-, M- and R-base

STORAGE CABINET WITH SLIDING DOORS

STORAGE CABINET  
SE4332

STORAGE CABINET  
SE4342

PRINTER CABINET  
SE4141



Smaller height with P-base, higher height with S-, M- and R-base





Design Kai Stania

## ENDLESS

ENDLESS is a remarkable smart room divider that redefines traditional storage and space division in modern work environments. This multifunctional container system combines the practicality of a cabinet with the flexibility and visual appeal of a contemporary interior element, making it a true statement piece in any office layout.

Unlike ordinary storage units, ENDLESS breaks the monotony with its modular and customizable design, allowing users to create unique combinations that reflect their specific functional needs and aesthetic preferences. Whether used as a space divider, a storage unit, or even a visual accent, ENDLESS offers nearly limitless possibilities.

The modular system allows various elements to be stacked or arranged side by side, enabling the creation of dynamic layouts - from low, open consoles to tall, semi-transparent partitions. Modules can include open shelves, closed cabinets, or display niches, offering both storage and zoning functionalities.

ENDLESS is ideal for open-plan offices where it's important to balance collaboration with privacy. It helps structure the space while maintaining a sense of openness, and its sleek design ensures that the divider itself becomes an integral part of the interior concept - not just a functional necessity.

With ENDLESS, your workspace evolves with your needs - intelligently, beautifully, and without limits.

### FINISHES

FACADE							BODY, INNER SHELVES		
MELAMINE									
White	Beige	Light Grey	Green	Dark Grey	Dark Walnut	Oak	Light Oak	White	White
ACOUSTIC PANELS							RACK, FLOWER BOX		FACADE STRIP
FELT				METAL		METAL			
V01 Grey	V02 Black	V03 Beige	V04 Green Grey	RAL9005 Black	42 455 Gold				


### CUSTOMIZABLE FACADE

DESIGNED TO HARMONIZE WITH ITS SURROUNDING ENVIRONMENT



### OPTIONAL ACCENT STRIP

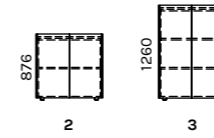
REFINED DETAIL THAT ADDS CONTRAST AND SOPHISTICATION



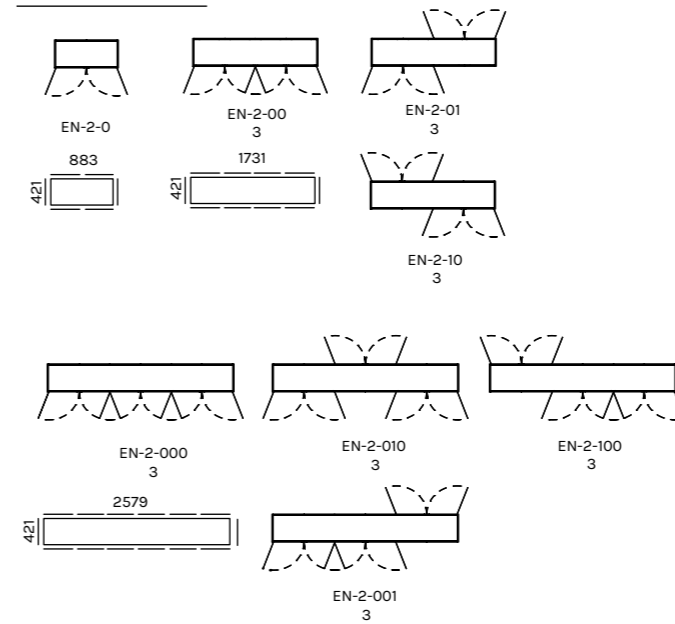


**SPACE DIVIDER**

**2 HEIGHTS**

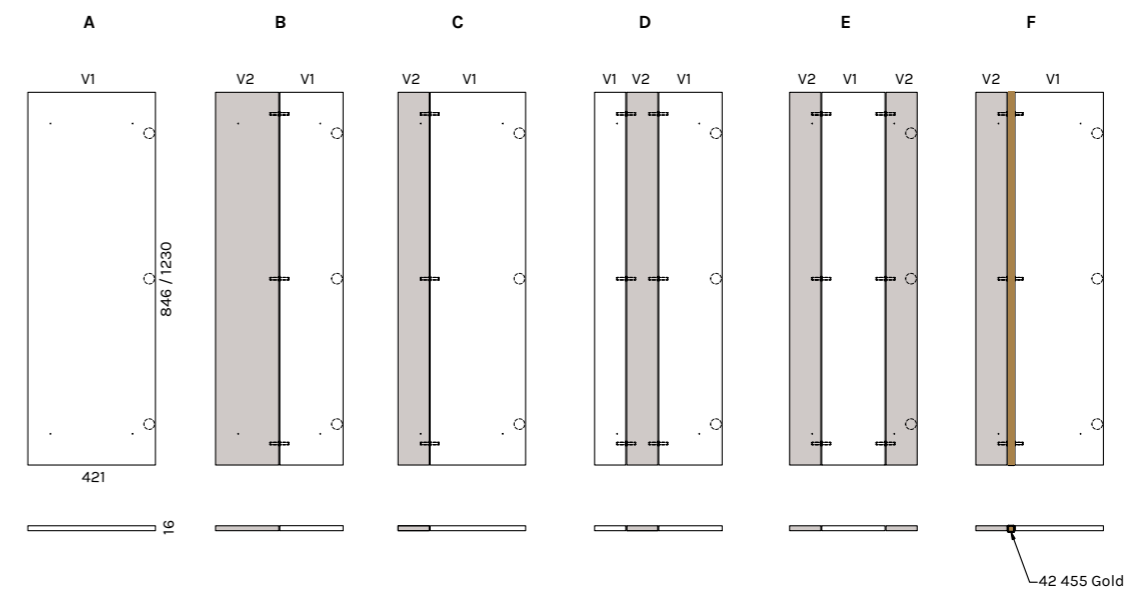


**8 POSITIONS PLANS**



**6 DIFFERENT FACADES**

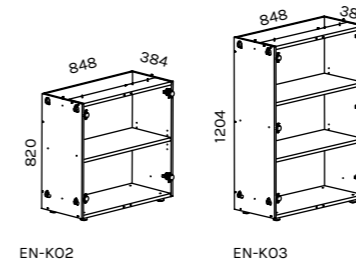
V1- FINISH 1, V2 - FINISH 2





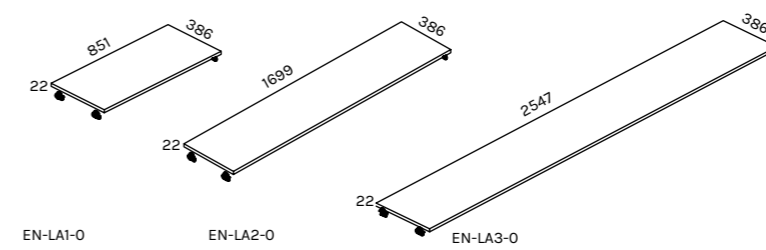
**MODULE BODY**

EN-KO2 / 848X820  
EN-KO3 / 848X1204



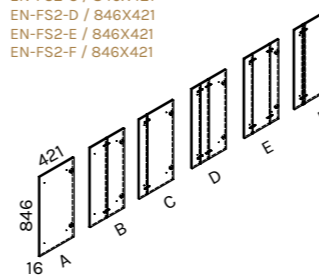
**CEILING KIT**

EN-LA1-0 / 851X386  
EN-LA2-0 / 1699X386  
EN-LA3-0 / 2547X386



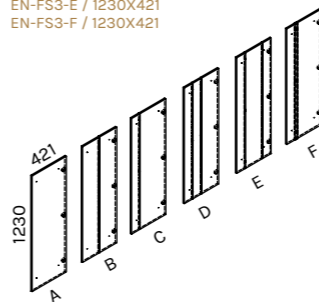
**LOWER FACADE KIT**

EN-FS2-A / 846X421  
EN-FS2-B / 846X421  
EN-FS2-C / 846X421  
EN-FS2-D / 846X421  
EN-FS2-E / 846X421  
EN-FS2-F / 846X421



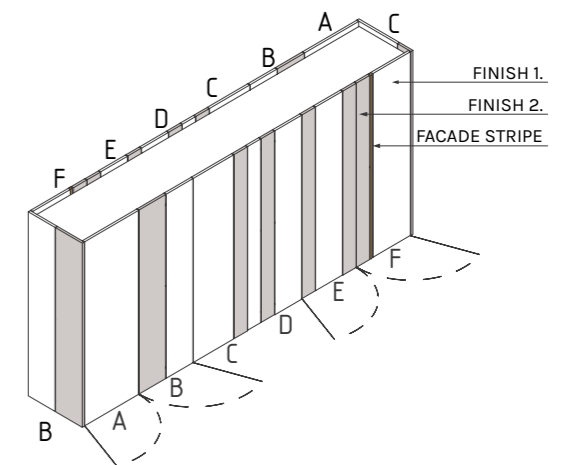
**LOWER FACADE KIT**


EN-FS3-A / 1230X421  
EN-FS3-B / 1230X421  
EN-FS3-C / 1230X421  
EN-FS3-D / 1230X421  
EN-FS3-E / 1230X421  
EN-FS3-F / 1230X421



**SAMPLE KIT**

EN-3-010\_B\_ABCDEF\_C\_ABCDEF

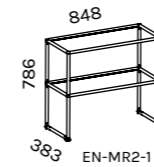




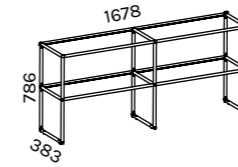
ACCESSORIES

LOW METAL MODULE

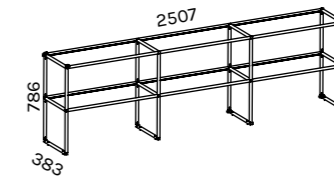
EN-MR2-1 / 848X786  
 EN-MR2-2 / 1678X786  
 EN-MR2-3 / 2507X786



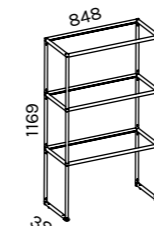
EN-MR2-1



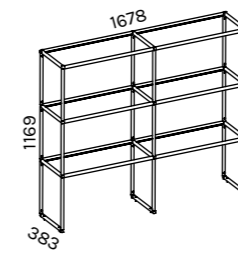
EN-MR2-2



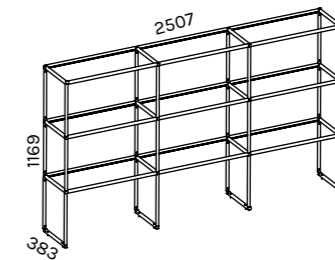
EN-MR2-3



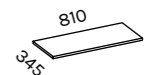
EN-MR3-1



EN-MR3-2



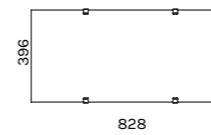
EN-MR3-3



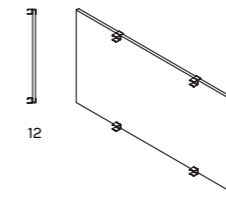
EN-MR-R02

FELT PANEL

EN-MR-VS0804 / 828X396



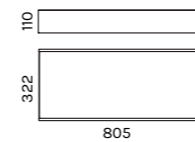
828



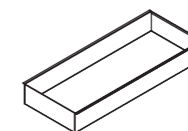
12


FLOWER BOX

EN-MR-LK / 805X322



805





Design Katrin Soans

## HOK

The larger and more open the office environment, the more essential it becomes to ensure the safe and convenient storage of personal belongings. The HOK storage locker system offers exceptional flexibility, making it an ideal solution not only for modern shared workspaces but also for educational institutions, sports clubs, and other communal settings.

The product family also includes tall cabinets with spacious compartments, perfect for storing suitcases, sports gear, or other bulky items.

To enhance both security and ease of use,

the lockers are available with various locking options. In addition to the traditional key lock, users can choose code locks. For added administrative convenience, master keys are available for key and combination locks.

Additional shelves can be added inside the storage cabinet as needed. Also a clothes rail can be installed between two cabinets for hanging bulkier items.

Designed to adapt to a wide range of needs, the HOK system combines functionality, security, and user-friendly technology in a sleek and modern design.

### FINISHES

FACADE, PLINTH BOARD, CEILING, SIDE

MELAMINE




BODY, ADDITIONAL SHELVES

MELAMINE



### STANDARD LOCK WITH 2 KEYS

SECURE STORAGE FOR PERSONAL ITEMS\*




### OPTIONAL MECHANICAL LOCK

SECURE STORAGE FOR PERSONAL ITEMS\*



### OPTIONAL RFID LOCK

SECURE STORAGE FOR PERSONAL ITEMS\*\*

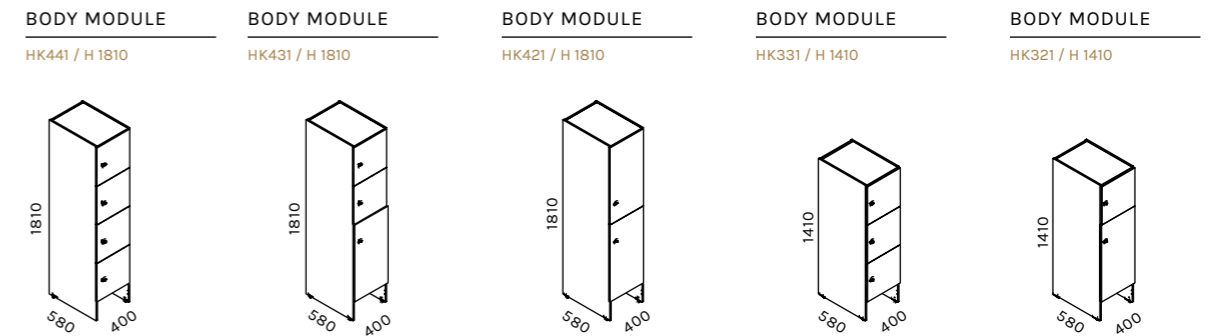


\* Available master keys for locks (minimum 7 keys per office)  
 \*\* Smart card included. Needs programming key for adjustment

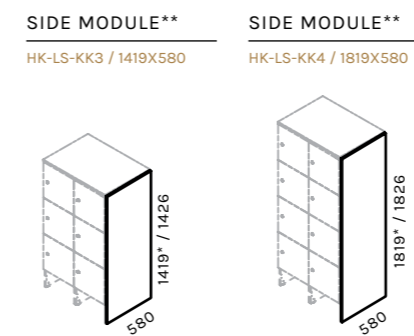
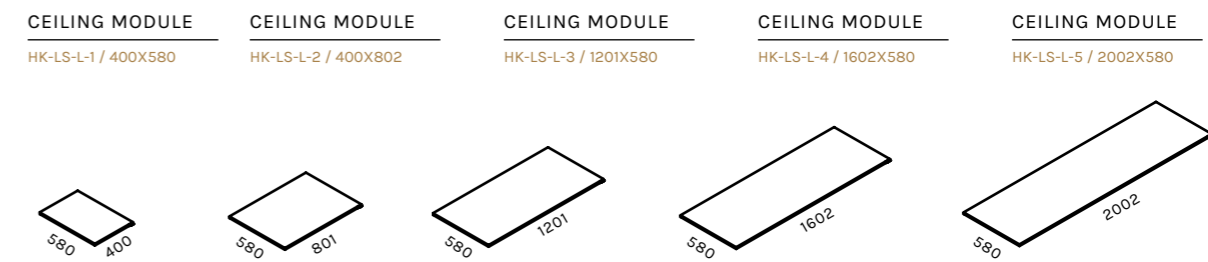
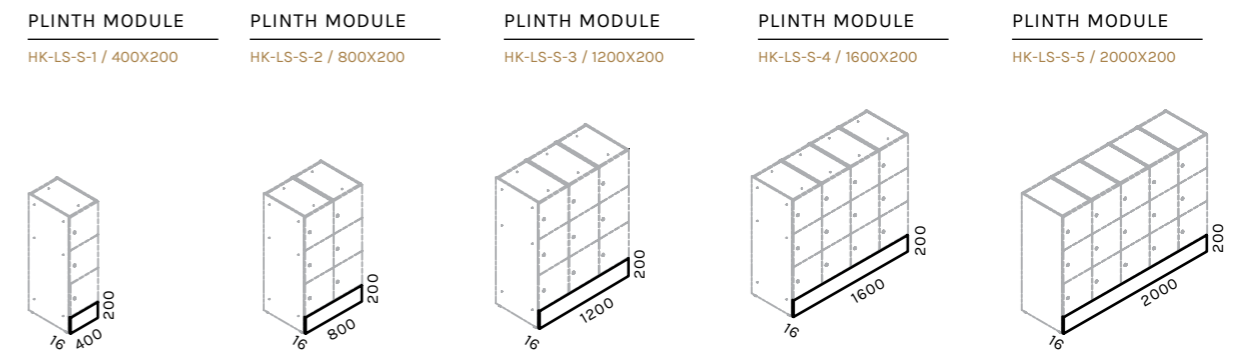




**LOCKER SYSTEM**



**ACCESSORIES**



\* Add table leg cap space 7 mm

\*\* Side covers should always be purchased with the ceiling panel to ensure proper compatibility





05

Waiting &  
Lounge Areas



Design Katrin Soans

## LAND

The modular LAND collection, including armchairs, sofas, and benches with a timeless design, offers a refined and inviting solution for enhancing the comfort and atmosphere of public spaces.

Thanks to its versatile modular system, it is easy to configure a layout that harmonizes perfectly with the surrounding environment. Whether you need a compact seating nook or a more expansive lounge area, the LAND collection allows for endless combinations to suit a wide variety of interiors and purposes. The thoughtfully

designed modules can be arranged to create both striking focal points and seamless, space-efficient seating solutions.

Beyond its elegant appearance, the LAND modular system is also exceptionally comfortable, making it ideal for long-term use in lobbies, waiting areas, or collaborative zones.

Each piece in the collection can be upholstered in a wide selection of high-quality fabrics, offering numerous options in colour, texture, and durability to match aesthetic preferences and functional requirements.

### FINISHES

COVER	LEG FRAME, ARMRESTS	LEG FRAME	MOUNTING FRAME
<b>FABRIC</b>	<b>SOLID WOOD</b>	<b>METAL</b>	<b>METAL</b>
	 		 
<a href="#">Various textiles</a>	Natural Oak*    Black Oak	RAL9016 White	RAL9005 Black    RAL9005 Black
<b>DESK TOP</b>	<b>MELAMINE</b>		
	   	  	
White	Beige    Light Grey    Green    Dark Grey	Dark Walnut	Oak    Light Oak

\* We recommend pairing natural oak leg frames with solid-coloured tabletops: white, beige, light grey, green or dark grey

#### OPTIONAL CURVED ARMRESTS

SEAMLESS DETAIL COMBINING COMFORT WITH SCULPTURAL ELEGANCE



#### OPTIONAL POWER SOCKET

PRACTICAL POWER SOLUTION SEAMLESSLY BUILT INTO THE SURFACE

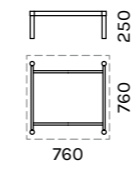




**MODULAR SOFA SYSTEM**

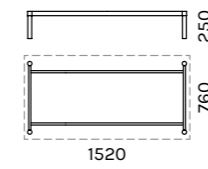
**FRAME**

LAR10 / W 760



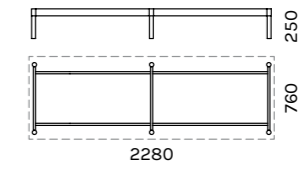
**FRAME**

LAR20 / W 1520



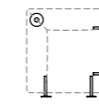
**FRAME**

LAR30 / W 2280



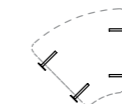
**FRAME**

LAR40 / CONNECTORS FOR CORNER SEAT LAIS3 AND CORNER TOPS LALP3 AND LALP4



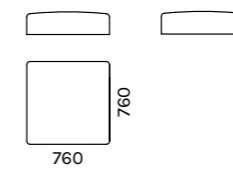
**FRAME**

LAR50 / CONNECTORS FOR CORNER TOP LALP5



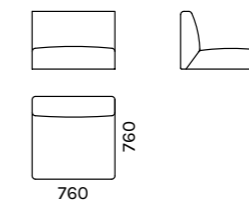
**SEAT**

LAIS1



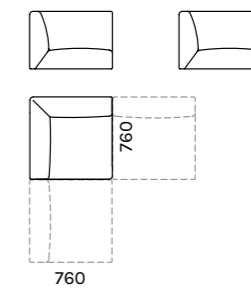
**SEAT**

LAIS2



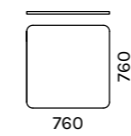
**SEAT**

LAIS3 / CORNER SEAT ONLY USED WHEN SEATS ARE ON BOTH SIDES



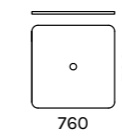
**TOP**

LALP3



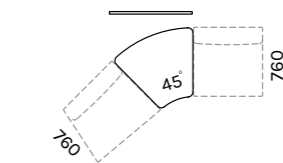
**TOP**

LALP4 / WITH D60 MM OPENING; ADD POWERDOT MIDI OR WIRELESS CHARGER



**TOP**

LALP5



**ARMREST**

LAKT3 / NATURAL OAK  
LAKT4 / BLACK OAK

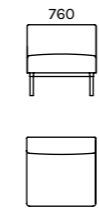




**SAMPLE SETS FOR ARMCHAIRS AND SOFAS**

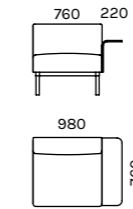
**ARMCHAIR**

LAR101-LAIS2



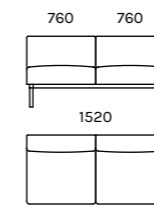
**ARMCHAIR**

LAR101-LAIS2-LAKT3



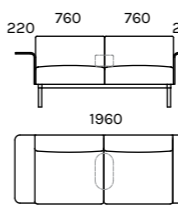
**SOFA (2 SEATS)**

LAR201-LAIS2-LAIS2



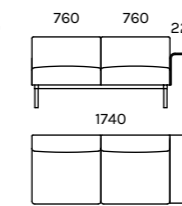
**SOFA (2 SEATS)**

LAR201-LAKT3-LAIS2-LAIS2-LAKT3



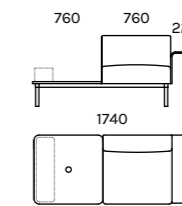
**SOFA (2 SEATS)**

LAR201-LAIS2-LAIS2-LAKT3



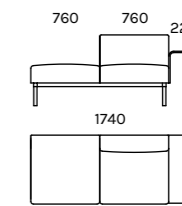
**SOFA (2 SEATS)**

LAR201-LALP4-LAIS2-LAKT3



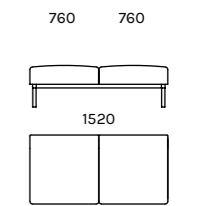
**SOFA (2 SEATS)**

LAR201-LAIS1-LAIS2-LAKT3



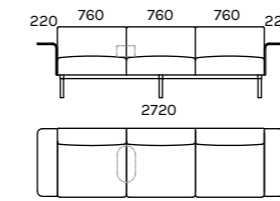
**SOFA (2 SEATS)**

LAR201-LAIS1-LAIS1



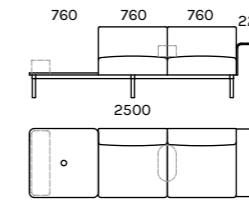
**SOFA (3 SEATS)**

LAR301-LAKT3-LAIS2-LAIS2-LAIS2-LAKT3



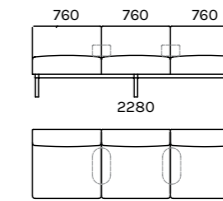
**SOFA (3 SEATS)**

LAR301-LALP4-LAIS2-LAIS2-LAKT3



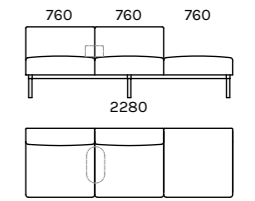
**SOFA (3 SEATS)**

LAR301-LAIS2-LAIS2-LAIS2



**SOFA (3 SEATS)**

LAR301-LAIS2-LAIS2-LALS1



**ACCESSORIES**

**POWERDOT MIDI**

LSEPPDMD935PM61 / BLACK  
LSEPPDMD935PM61W / WHITE



**POWERDOT CHARGE**

LSEPPDC9308900109 / BLACK  
LSEPPDC9308900101 / WHITE



**POWERDOT MINI**


LSEPPEUSBZ / BLACK



**POWERDOT MINI**

LSEPPE230Z / BLACK





Design Katrin Soans

## ZEETA







The ZEETA collection offers a comprehensive range of armchair, sofa, and bench modules, characterized by their clean lines and minimalist design. With its highly flexible modular system, ZEETA makes it easy to create countless configurations, whether you're furnishing compact reception corners or expansive waiting areas.

For added functionality, power sockets for laptops and mobile devices can be seamlessly integrated into any seating module, enhancing user convenience in public or semi-public spaces.

Complementing the seating elements is a diverse selection of sofa tables, available in various sizes, shapes, and materials. This allows for cohesive and customized interior solutions that meet both aesthetic and practical needs.

ZEETA products can be upholstered in a wide range of fabrics or high-quality artificial leather, offering ample opportunities to match branding or design schemes. Incorporating two-tone upholstery, combining shades or textures, introduces a touch of personality and visual richness that beautifully accentuates the chair's unique character.

### FINISHES

COVER	LEG FRAME			DESK TOP			
<b>FABRIC</b>	<b>METAL</b>			<b>GLASS</b>			
							
<a href="#">Various textiles</a>	RAL9016 White	RAL9006 Silver Grey	RAL9005 Black	Transparent	Planibell Grey		
<b>DESK TOP</b>							
<b>MELAMINE</b>							
							
White	Beige	Light Grey	Green	Dark Grey	Dark Walnut	Oak	Light Oak


### OPTIONAL POWER SOCKET

SEAMLESSLY MOUNTED ON THE SOFA FOR CONVENIENT CHARGING



### OPTIONAL SOFA CUSHIONS

VERSATILE ELEMENTS THAT ADD COMFORT, COLOUR AND A SOFT CHARACTER TO THE SEATING





ZK-TM-MJ



ZK-NM-MJ



ZK-PM-MJ



ZK-TTA-MJ



ZK-TTAB-MJ

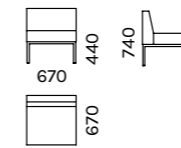


ZK-TTAB-MJ

MODULAR SOFA SYSTEM

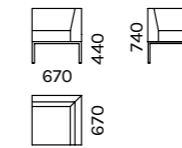
ARMCHAIR MODULE

ZK-TM-MJ



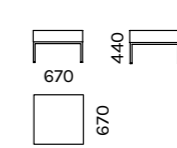
CORNER MODULE

ZK-NM-MJ



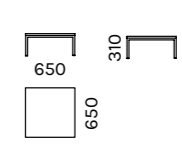
BENCH MODULE

ZK-PM-MJ



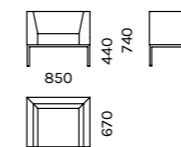
SOFA TABLE MODULE

ZK-DLM-MJ



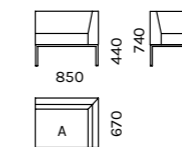
ARMCHAIR

ZK-TTAB-MJ



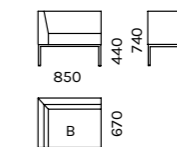
ARMCHAIR

ZK-TTA-MJ



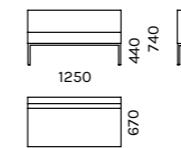
ARMCHAIR

ZK-TTB-MJ



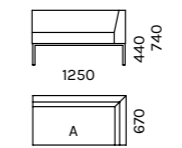
LOW SOFA (2 SEATS)

ZK-D1-MJ



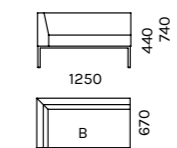
LOW SOFA (2 SEATS)

ZK-D1A-MJ



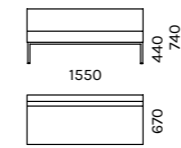
LOW SOFA (2 SEATS)

ZK-D1B-MJ



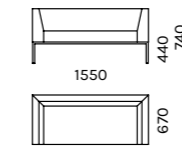
LOW SOFA (2 SEATS)

ZK-D2-MJ



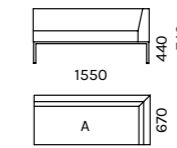
LOW SOFA (2 SEATS)

ZK-D2AB-MJ



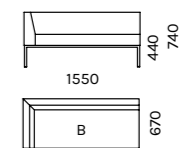
LOW SOFA (2 SEATS)

ZK-D2A-MJ



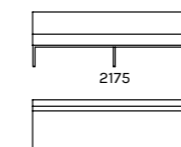
LOW SOFA (2 SEATS)

ZK-D2B-MJ



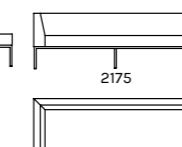
LOW SOFA (3 SEATS)

ZK-D3-MJ



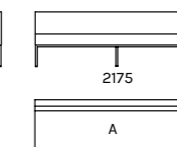
LOW SOFA (3 SEATS)

ZK-D3AB-MJ



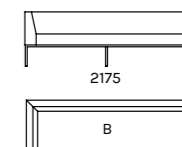
LOW SOFA (3 SEATS)

ZK-D3A-MJ



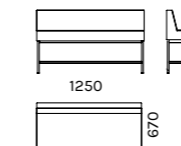
LOW SOFA (3 SEATS)

ZK-D3B-MJ



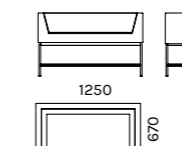
HIGH SOFA (2 SEATS)

ZK-D2-MJ48



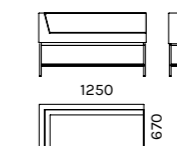
HIGH SOFA (2 SEATS)

ZK-D2AB-MJ48



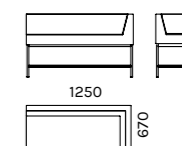
HIGH SOFA (2 SEATS)

ZK-D2A-MJ48



HIGH SOFA (2 SEATS)

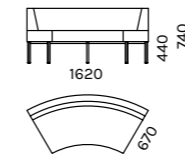
ZK-D2B-MJ48





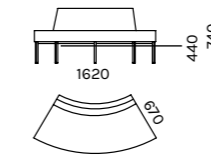
ROUND SOFA

ZK-DKV-MJ



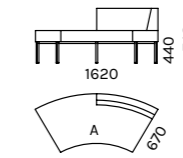
ROUND SOFA

ZK-DKS-MJ



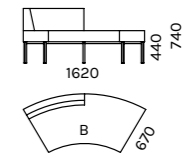
ROUND SOFA

ZK-DKA-MJ



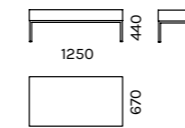
ROUND SOFA

ZK-DKB-MJ



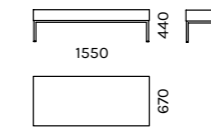
BENCH

ZK-P1-MJ



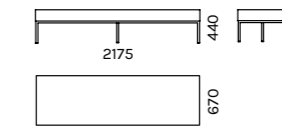
BENCH

ZK-P2-MJ



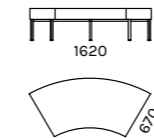
BENCH

ZK-P3-MJ



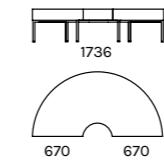
BENCH

ZK-PK90-MJ



BENCH

ZK-PK180-MJ



ACCESSORIES

POWERDOT MINI

LSEPPEUSBZ / BLACK



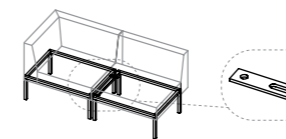
POWERDOT MINI

LSEPPE230Z / BLACK



LINKING DEVICE

LSK / METAL



PILLOW

ZK-C / 600X400





Design Katrin Soans

## FRANK

With its clean lines and timeless aesthetic, the FRANK collection is an ideal choice for furnishing public and semi-public spaces, such as lobbies, lounges, and reception areas. Designed to balance visual simplicity with refined details, FRANK brings a sense of calm sophistication to any interior.

reinforces the structure but also highlights the craftsmanship and quality of the design. For a more contemporary look, the collection is also available with elegantly shaped metal leg frame, offering a sleek alternative that complements modern interiors.

The armchair and compact sofa feature leg frame crafted from natural oak, showcasing a beautifully executed dowel joint that not only

All FRANK models can be upholstered in a wide selection of high-quality fabrics or artificial leather, allowing for easy customization to suit various design concepts and functional needs.

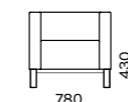
### FINISHES

COVER		LEG FRAME	
FABRIC	SOLID WOOD	METAL	
			
Various textiles	Natural Oak	RAL9005 Black	

### SOFA SYSTEM

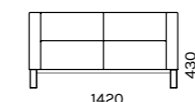
#### ARMCHAIR

FR1TPJ / WOODEN LEG



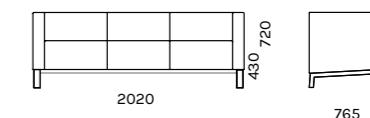
#### SOFA (2 SEATS)

FRD2PJ / WOODEN LEG



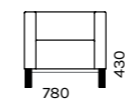
#### SOFA (3 SEATS)

FRD3PJ / WOODEN LEG



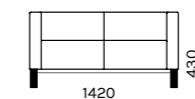
#### ARMCHAIR

FR1TMJ / METAL LEG



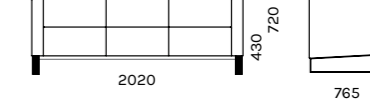
#### SOFA (2 SEATS)

FRD2MJ / METAL LEG




#### SOFA (3 SEATS)

FRD3MJ / METAL LEG



### SOLID WOODEN LEG FRAME

NATURAL AND DURABLE BASE THAT HIGHLIGHTS TIMELESS CRAFTSMANSHIP



### OPTIONAL METAL LEG FRAME

MODERN BASE THAT ADDS STABILITY WITH A SLEEK ARCHITECTURAL LINE





## BLISS

With its modern silhouette and timeless elegance, the BLISS collection seamlessly integrates into a wide variety of interiors - be it an office, lounge, reception area, or collaborative workspace.

To create a unified and refined atmosphere, pair the armchair with a matching sofa from the same series. This combination not only enhances the aesthetic harmony of the space but also increases its comfort and functionality.

Designed for both comfort and visual appeal, BLISS features an inviting seat and gently supportive armrests, making it a perfect choice for relaxed sitting, focused work, or extended meetings.

BLISS can be upholstered in a wide array of premium materials, including an extensive selection of fabrics and artificial leather, allowing for tailored solutions that meet both design preferences and practical requirements.

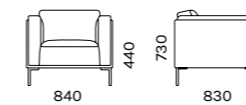
## FINISHES

COVER	LEG FRAME
<b>FABRIC</b>  <a href="#">Various textiles</a>	<b>METAL</b>  RAL9005 Black

## SOFA SYSTEM

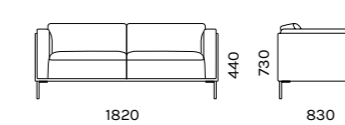
### ARMCHAIR

BL-TT




### SOFA (2 SEATS)

BL-D2



### SLIM METAL LEG FRAME

LIGHT YET STRONG BASE THAT GIVES THE SEATING AN ELEGANT APPEARANCE



### SEATING WITH CLEAN LINES

TIMELESS DESIGN COMBINING COMFORT WITH UNDERSTATED ELEGANCE





## HUUGO

The HUUGO armchair and sofa feature a classic silhouette and minimalist design, bringing a touch of understated elegance and refined functionality to any interior. Their clean lines and balanced proportions make them a versatile choice for a variety of settings - from lobbies and waiting areas to open-plan office spaces and executive lounges.

Thanks to their timeless aesthetic, HUUGO pieces blend seamlessly into both contemporary and more traditional environments, offering comfort without compromising on style.

All products in the HUUGO collection can be upholstered in a wide selection of materials, including high-quality fabrics and artificial leather, allowing for customization that aligns with both visual and practical requirements.

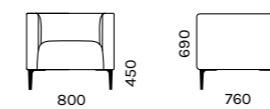
### FINISHES

COVER	LEG FRAME
<b>FABRIC</b>  <a href="#">Various textiles</a>	<b>METAL</b>  RAL9005 Black

### SOFA SYSTEM

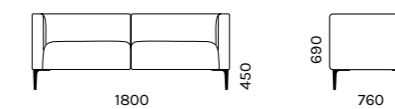
#### ARMCHAIR

HG-TT



#### SOFA (2 SEATS)

HG-D2



#### SLENDER METAL LEG FRAME

ELEGANT BASE THAT ADDS LIGHTNESS TO THE SEATING



#### SEATING WITH CLEAN LINES

SLEEK LINES AND REFINED DETAILING FOR A CONTEMPORARY, TIMELESS LOOK





Original design  
Maile Grünberg & Juta Lember

## RETRO 1973

Standard proudly reintroduces one of the most iconic pieces in Estonian design history - the 1973 lounge chair, originally created by renowned designers Maile Grünberg and Juta Lember. This reissued classic combines the bold colour palette, organic shapes, and free spirit characteristic of the 1970s.

The lounge chair's construction is based on bent steel tubing, giving it a light and elegant appearance, while the upholstered, curved plywood seat ensures both comfort


and durability. Staying true to the spirit of the original, the collection features retro-inspired colours and finishes that add unique character to any interior.

This is more than just a piece of furniture - it's a story of design heritage, bringing the freedom and coziness of the 1970s into today's living spaces.

Perfect for homes, hotels, and modern office spaces.

### FINISHES

COVER LEG FRAME

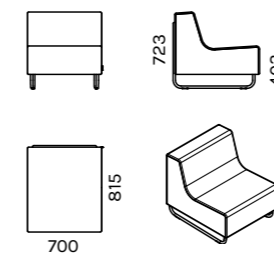


\* Available fabrics: K2 fabric Nevotex Lido/Trend, K3 fabric Textafoam Crush, K4 fabric Nevotex Blues II CS

### LOUNGE CHAIR

LOUNGE CHAIR\*

RE1973TT



\* The side panels can be upholstered in a different colour than the main body

#### SCULPTED PROFILE

SOFT LINES RESTING ON A SLEEK METAL BASE FOR BALANCED SILHOUETTE



#### CONTINUOUS METAL FRAME

STRONG, FLOWING BASE THAT GIVES THE LOUNGE CHAIR A LIGHT CHARACTER





Design Kai Stania

## NAP


A charming and distinctive pouf that brings character and warmth to any interior. Thanks to its customizable upholstery, this eye-catching piece allows you to express personal style and tailor the look to perfectly suit its surroundings. Whether placed in a living area, lounge, office, or reception space, the pouf adds both visual appeal and cozy functionality.

The pouf is fitted with a natural oak wood handle, adding a touch of craftsmanship and making

it even more practical. The handle loop fabric can be matched to the main upholstery for a cohesive and polished look. Weighing just 2.3 kg, the pouf is lightweight and easy to move, making it a flexible addition to dynamic environments.

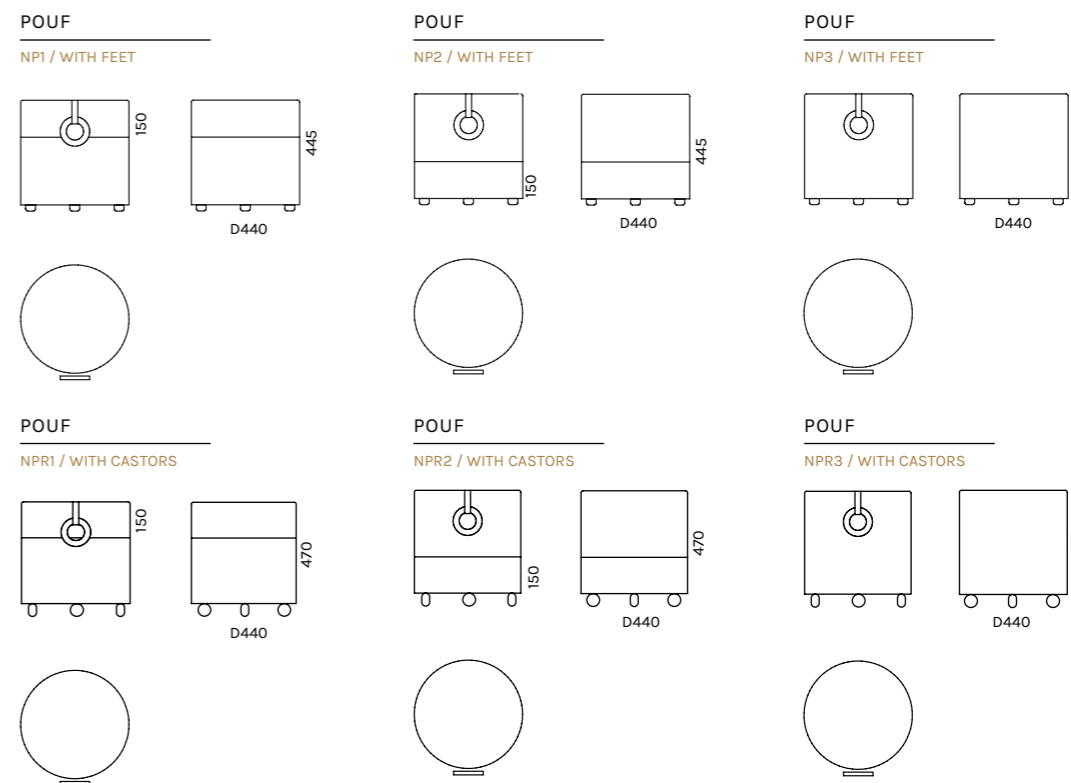
The product can be upholstered in a wide range of fabrics, offering endless combinations in colour, texture, and feel, ensuring a perfect match for any room or interior concept.

### FINISHES

COVER		HANDLE	
FABRIC	SOLID WOOD		
			
<a href="#">Various textiles*</a>	Natural Oak		

\* Choose the handle fastening fabric according to the bottom or top fabric

### POUF



# SOFA TABLES





LAL4D60



LAL4D80



LAL5D60



LAL5D60



LAL51055



LAL51055

Design **Katrin Soans**

## LAND TABLE

The LAND sofa table is a refined and elegant addition to any living space, seamlessly blending functionality with timeless design. With its clean lines and minimalist form, it complements a wide range of interior styles - from modern and contemporary to more classic environments.

Available in multiple sizes, shapes, and finishes, the LAND table can be easily tailored to suit

various needs and spaces. Whether you're furnishing a cozy lounge area, a spacious lobby, or a stylish office corner, there's a version of the LAND table that fits perfectly.

Its versatile design allows it to be used on its own or paired with other pieces from the LAND collection to create a harmonious and cohesive interior.

## FINISHES

### DESK TOP

#### MELAMINE




#### LEG FRAME

##### METAL




RAL9016 White


##### SOLID WOOD



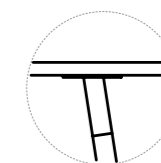
RAL9005 Black



Natural Oak\*



Black Oak



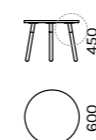
Legs mounting frame finishing is always: RAL9005 Black

\* We recommend pairing natural oak leg frames with solid-coloured tabletops: white, beige, light grey, green or dark grey

## SOFA TABLE

### SOFA TABLE

LAL4D60 / H 450



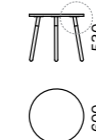
### SOFA TABLE

LAL4D80 / H 450



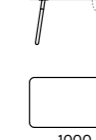
### SOFA TABLE

LAL5D60 / H 520



### SOFA TABLE

LAL51055 / H 520





ZK-DL02-MJ



ZK-DL03-MJ



ZK-DL01-MJ



ZK-DLM-MJ



ZK-DLD8-MJ



ZK-DLSA-MJ

Design Katrin Soans

## ZEETA TABLE

ZEETA sofa tables, available in a variety of shapes and sizes, are designed to complement several of Standard's soft seating collections, bringing a sense of cohesion, elegance, and contemporary style to any interior. Their versatile design makes them an ideal choice for lounges, waiting areas, meeting spaces, and more.

The tabletops can be finished in any of Standard's melamine options, allowing for seamless

coordination with other furniture pieces. For a more refined or modern look, the ZEETA tables are also available with glass surfaces—either clear or smoked/darkened, depending on the desired atmosphere.

The sturdy metal frame is finished with high-quality powder coating, ensuring durability and visual harmony with a wide range of interiors.

### FINISHES

**DESK TOP**

**MELAMINE**

White Beige Light Grey Green Dark Grey Dark Walnut Oak Light Oak

**DESK TOP** **LEG FRAME**

**GLASS** **METAL**

Transparent Planibell Grey RAL9016 White RAL9006 Silver Grey RAL9005 Black

### SOFA TABLE

<p><b>SOFA TABLE</b> ZK-DL01-MJ / H 380</p>	<p><b>SOFA TABLE</b> ZK-DL02-MJ / H 380</p>	<p><b>SOFA TABLE</b> ZK-DL03-MJ / H 380</p>
<p><b>SOFA TABLE</b> ZK-DLD8-MJ / H 380</p>	<p><b>SOFA TABLE</b> ZK-DLSA-MJ* / H 630</p>	<p><b>SOFA TABLE</b> ZK-DLM-MJ / H 310</p>

\* Not available with glass





FRDLPJD78



FRDLMJD78



Design Katrin Soans

## FRANK TABLE

The FRANK sofa table, with its timeless and understated design, is a versatile addition to a wide range of public and semi-public spaces, including lounges, lobbies, meeting areas and offices. Its clean lines and classic form allow it to complement both modern and traditional interiors with ease.

Available in multiple sizes, shapes, and finishes,

the FRANK table can be tailored to suit different spatial and functional needs, whether you're furnishing a compact waiting area or a spacious communal lounge.

This flexibility, combined with its elegant simplicity, makes the FRANK sofa table a reliable and stylish choice for creating cohesive and welcoming environments.

### FINISHES

DESK TOP							
MELAMINE							
White	Beige	Light Grey	Green	Dark Grey	Dark Walnut	Oak	Light Oak
DESK TOP		LEG FRAME		LEG FRAME			
GLASS		SOLID WOOD		METAL			
Transparent	Planibell Grey	Natural Oak*	RAL9005 Black				

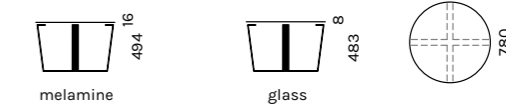
\* We recommend pairing natural oak leg frames with solid-coloured tabletops: white, beige, light grey, green or dark grey

### SOFA TABLE

SOFA TABLE  
FRDLPJD78 / WOODEN LEG




SOFA TABLE  
FRDLMJD78 / METAL LEG



### SOLID WOODEN LEG FRAME


WARM, NATURAL BASE WITH TIMELESS CHARACTER



### STRONG METAL LEG FRAME

MINIMALIST BASE WITH CLEAN PRESENCE





## S-TABLE

S-TABLE sofa table is a smart and versatile solution for public spaces, offices and home environments. Its lightweight construction ensures easy mobility, while its sturdy frame provides the necessary stability for working comfortably with a laptop or performing other everyday tasks.

the S-TABLE features a rotating and height-adjustable tabletop, allowing the surface to be positioned precisely to suit individual needs, whether for work, relaxation, or casual meetings.

With its functional design and contemporary aesthetic, the S-TABLE blends effortlessly into a variety of interior styles, making it a practical and stylish addition to any space.

Designed with user adaptability in mind,

### FINISHES

#### DESK TOP

##### MELAMINE



#### LEG FRAME

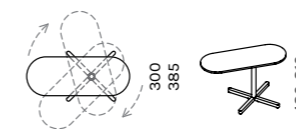
##### METAL



### SOFA TABLE

#### SOFA TABLE

DLST / H 480-810



### COMPACT SIDE TABLE

VERSATILE SURFACE FOR WORK OR LEISURE



### HEIGHT-ADJUSTABLE

ADAPTABLE DESIGN OFFERING FLEXIBILITY



VIPSI





Design Eero Jürgenson

## VIPSI

At the heart of the VIPSI chair's design is a distinctive horn-like backrest - a sculptural back support crafted from solid wood, crowning the tapered plywood top. This elegant detail not only adds character but also serves a functional purpose: the naturally flexible backrest gently follows the user's posture, promoting comfort and movement while preventing a rigid sitting position. Whether used for focused work or relaxed seating, VIPSI supports both with equal ease.

The chair's organic form is inspired by wildlife,

reflecting a design philosophy that elevates a simple everyday object into something expressive and memorable. Its natural materials and earth-toned colour palette further enhance this connection to nature, creating a calm yet distinctive presence in any environment.

In addition to its visual appeal and ergonomic comfort, VIPSI is also practically designed - the chair is easily stackable, making it ideal for flexible spaces. A dedicated chair trolley is available and can accommodate up to 10 chairs for convenient storage and transport.

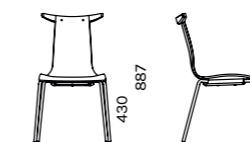
### FINISHES

SEAT		TOP RAIL		LEG FRAME
<b>VENEER</b>		<b>SOLID WOOD</b>		<b>METAL</b>
				
Black Stain	White Stain	Natural Oak		RAL9005 Black

### GUEST CHAIR

#### GUEST CHAIR

VIPSI / H 887



#### SHAPED WOODEN BACKREST

ERGONOMICALLY CRAFTED FOR COMFORT AND EASY HANDLING



#### HORN-LIKE BACKREST

COMBINING TACTILE WARMTH, DURABILITY AND DISTINCTIVE CHARACTER



# ACCESSORIES



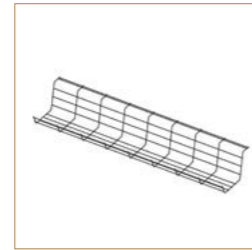
**CABLE MANAGEMENT**



**LSKNVL1040 VOLLI-L CABLE CHANNEL (WIDTH 1040 MM)**  
Available in white, silver grey and black



**LSKNVL650 VOLLI-S CABLE CHANNEL (WIDTH 650 MM)**  
Available in white and black



**LSKN2 CABLE TRAY (WIDTH 850 MM)**  
Available in white, silver grey and black




**LSKK CABLE CONNECTOR (SIZE 28 x 119 MM)**  
Available in light grey



**LSKO22 / LSKO23 CABLE SNAKE FOR VERTICAL CABLE ROUTING (LENGTH 750 & 1250 MM)**  
Available in white, silver and black



**LSKO20 CABLE SNAKE ACCESSORY FOR HORIZONTAL OR VERTICAL CABLE ROUTING (LENGTH 1000 MM)**  
Available in white, silver and black



**LSKO30 CABLE SNAKE CLASSIC FOR HORIZONTAL OR VERTICAL CABLE ROUTING (LENGTH 1000 MM)**  
Available in silver and black



**LSKO32G CABLE SNAKE PRO FOR HORIZONTAL OR VERTICAL CABLE ROUTING (LENGTH 700-1000 MM)**  
Available in silver

**EXTENSION CORDS**



**LSEPJ388.171 EXTENSION CORD WITH 3 ELECTRIC OUTLETS**  
Includes 3 m power cable



**LSEPJ387.172 EXTENSION CORD WITH 3 ELECTRIC OUTLETS**  
Includes 6 m power cable



**LSEPJ381.148K EXTENSION CORD WITH 6 ELECTRIC OUTLETS**  
Includes 3 m power cable



**LSEPPW5 x 230SK / LSEPPB5 x 230SK 5x SOCKET BLOCK WITH 1-4 M SPIRAL CABLE**  
Available in white and black

**RECTANGULAR HOLE ACCESSORIES (SIZE 237X139 MM)**



**LSE2B CONI SMALL BUILT-IN FRAME (HOLE 2)**

Available in white, silver grey and black



**LSE2P1 CONI SMALL POWER STRIP 2 (COMPATIBLE WITH LSE2B)**

2x electric socket outlets; fill 1 empty hole with suitable module or coupling socket



**LSEL2 SMALL ONE-SIDED HATCH (HOLE 2)**

Available in white, silver grey and black



**LSE922.0111 UNIVERSAL SMALL POWER STRIP FOR PLACING UNDER THE DESK (COMPATIBLE WITH LSEL2)**  
3x electric socket outlets; fill 1 empty hole with suitable module or coupling socket

**RECTANGULAR HOLE ACCESSORIES (SIZE 375X139 MM)**



**LSE1B CONI LARGE BUILT-IN FRAME (HOLE 1)**

Available in white, silver grey and black



**LSE1P4A2 CONI LARGE POWER STRIP (COMPATIBLE WITH LSE1B)**

4x electric socket outlets; fill 2 empty hole with suitable module or coupling socket



**LSEL1 LARGE TWO-SIDED HATCH (HOLE 1)**

Available in white, silver grey and black



**LSE922.0181 UNIVERSAL LARGE POWER STRIP FOR PLACING UNDER THE DESK (COMPATIBLE WITH LSEL1)**  
5x electric socket outlets; fill 2 empty hole with suitable module or coupling socket

**ROUND HOLE ACCESSORIES**



**LSEPPD935PD10 POWERDOT SOCKET OUTLET (1x 230V)**

Available in white and black



**LSEPPD9358001701 / LSEPPD9358001709 POWERDOT SOCKET OUTLET (1x 230V & 2x USB-C CHARGERS)**

Available in white and black



**LSECRCL80W / LSECRCL80B CIRLE80 SOCKET OUTLET (1x 230V, 1x USB-A CHARGER & 1x USB-C CHARGER)**

Available in silver and black



**LSEPPLI938.101W / LSEPPLI938.001B LOOP IN SOCKET OUTLET (1x 230V)**

Available in white and black



**LSE938201 / LSE938301 LOOP IN CHARGE SOCKET OUTLET (1x 230V, 1x USB-A CHARGER & 1x USB-C CHARGER)**

Available in white and black



**LSEQI1001V4 WIRELESS CHARGER (ADAPTIVE CHARGING POWER 5W)**

Available in black




**LSR CABLE RING**


Available in white, grey, black and brushed stainless steel



MODULES FOR COVERING HOLES OF SOCKET OUTLETS



**LSEMP1**  
EMPTY MODULE  
Includes 2x screws



**LSEMPK1**  
FOR ONE KEYSTONE HOLE  
Includes 2x screws



**LSEMPK2**  
FOR TWO KEYSTONE HOLES  
Includes 2x screws



**LSEMPUSBAC** USB-C CHARGER  
& USB-A CHARGER  
Includes 0.5 m cable



**LSEMPUSBCCC** USB-C CHARGER  
& POWER ADAPTER 180W AC  
Includes 1.0 m USB-C and CEE7/7  
to IEC C5 cables and 2x screws

COUPLING SOCKETS FOR COVERING HOLES OF SOCKET OUTLETS



**LSEMPJPCAT6** KEYSTONE  
CAT6A (FRONT & BACK RJ45)  
Socket shielded



**LSEMPJPHDMI**  
KEYSTONE HDMI



**LSEMPJPUSB**  
KEYSTONE USB 3.0 A/B



**LSEMPJPUSBC**  
USB-C 3.1  
Included 0.5 m cable

APPLIANCE CABLES, APPLIANCE EXTENSIONS, MULTIPLIER



**LSEVO**  
GST18 APPLIANCE CABLE  
Available in 1.5 m, 2 m, 3 m, 4 m,  
5 m, 10 m



**LSEVA**  
GST18 APPLIANCE EXTENSION  
Available in 0.3 m, 1 m, 2 m, 3 m



**LSE375107**  
GST18 MULTIPLIER  
For power distribution

DESK LAMPS, MONITOR MOUNTS, PENCIL TRAYS



**LSLPSA.LED.D1000** DESK LAMP  
Available in black




**LSMH7353262** G-SPRING MONITOR MOUNT  
Available in black




**SLMTRYL4048** SLIMTRAY-L PENCIL TRAY  
Available in black

COAT RACKS



**LEO FLOOR COAT RACK**  
Available in white, silver grey and black



**TUULI FLOOR COAT RACK**  
Available in white, silver grey and black



**OKAS FLOOR COAT RACK**  
Available in white, silver grey and black

# UPHOLSTERY MATERIAL



## TEXTILE PRICE GROUP 1

Name	Supplier	Martin-dale	Width	Composition	Fabric/Leather Type, Notes	Fire Resistance Certificate	Environmental Certificate
CHAMP	Textaafoam	100 000	1430 mm	95% polyester, 5% nylon	Chenille flatweave	BS 5852-1	REACH, Oeko-Tex
DREAM	Textaafoam	100 000	1430 mm	100% recycled polyethylene terephthalate	Flatweave, Sustainable Collection	BS 5852-1	REACH, Oeko-Tex
KONG	Textaafoam	100 000	1400 mm	92% polyester, 5% cotton, 3% nylon	Chenille flatweave	BS 5852-1	REACH, Oeko-Tex
RATE	Textaafoam	100 000	1430 mm	100% polyester	Flatweave, Easy Maintenance Collection	BS 5852-1	REACH, Oeko-Tex
SODA	Textaafoam	80 000	1380 mm	100% polyester	Flatweave	BS 5852-1	REACH, Oeko-Tex
UNIT	Textaafoam	35 000	1430 mm	85% polyester, 15% cotton	Flatweave	BS 5852	REACH
LINEO	Bellus	25 000	1440 mm	100% recycled olefin	Flatweave	-	Oeko-Tex

## TEXTILE PRICE GROUP 2

Name	Supplier	Martin-dale	Width	Composition	Fabric/Leather Type, Notes	Fire Resistance Certificate	Environmental Certificate
CRUSH	Textaafoam	100 000	1380 mm	100% polyurethane	Artificial leather	BS 5852-1	REACH
ATTRACTION	Textaafoam	100 000	1380 mm	100% polyester	Flatweave	BS 5852-1	REACH, Oeko-Tex
HOME	Textaafoam	100 000	1380 mm	100% polyester	Chenille flatweave	BS 5852-1	REACH, Oeko-Tex
LODGE	Textaafoam	100 000	1380 mm	100% polyester	Jacquard	BS 5852-1	REACH, Oeko-Tex
SEVEN	Textaafoam	100 000	1380 mm	1380 mm	Knitted velvet	BS 5852-1	REACH, Oeko-Tex
SOIL	Textaafoam	100 000	1380 mm	60% recycled polyethylene terephthalate, 40% polyester	Flatweave, Easy Maintenance Collection	BS 5852-1	REACH, Oeko-Tex
CARO	Textaafoam	92 000	1410 mm	72% polyester, 28% polypropylene	Chenille jacquard	BS 5852-1	REACH, Oeko-Tex
ADORE	Textaafoam	88 000	1410 mm	100% polyester	Knitted velvet	BS 5852-1	REACH, Oeko-Tex
ALPINE	Textaafoam	75 000	1430 mm	90% polyester, 5% cotton, 5% polyacrylic	Flatweave	BS 5852-1	REACH, Oeko-Tex
STELLA*	Nevotex	180 500	1450 mm	100% polyester	Flatweave	BS 5852-1	Oeko-Tex
BALDER	Nevotex	80 000	1400 mm	100% polyester	Flatweave	BS 5852-1 EN 1021-1	Oeko-Tex
KALAMA	Nevotex	47 000	1400 mm	100% polyester	Velvet / velour	BS 5852-1, EN 1021-1	Oeko-Tex

\* Also suitable for floor screens SOVS140140 (1400x1400 mm), SOVS160140 (1600x1400 mm) and SOVS140160 (1400x1600 mm)



TEXTILE PRICE GROUP 3

Name	Supplier	Martin-dale	Width	Composition	Fabric/Leather Type, Notes	Fire Resistance Certificate	Environmental Certificate
MARSHALL	Textaafoam	100 000	1380 mm	100% polyurethane	Artificial leather	BS 5852-1	REACH
FORWARD*	Textaafoam	100 000	1480 mm	50% wool, 30% linen, 20% polyamide	Flatweave	BS 5852-1, EN 1021-2	REACH
FACET*	Textaafoam	40 000	1450 mm	75% wool, 25% polyamide	Flatweave	BS 5852-1, EN 1021-2	REACH
APOLLO*	Nevotex	300 000	1450 mm	100% phthalate free polyvinyl chloride	Phthalate free artificial leather	EN 1021-1&2	REACH, Oeko-Tex
NYX*	Nevotex	300 000	1450 mm	100% phthalate free polyvinyl chloride	Phthalate free artificial leather, cold tolerance -20C, IMO Marine	EN 1021-1&2	Oeko-Tex
MEGAN	Nevotex	170 000	1420 mm	100% polyester	Velvet, IMO Marine	BS 5852-1, EN 1021-1	Oeko-Tex
LIDO / TREND*	Nevotex	115 000	1480 mm	100% polyester	Chenille	BS 5852-1, EN 1021-1	Oeko-Tex
STORY	Nevotex	100 000	1400 mm	100% polyester	Chenille	BS 5852-1	Oeko-Tex
CINEMA 2.0	Nevotex	62 000	1400 mm	90% polyester, 10%nylon	Chenille	BS 5852-1	Oeko-Tex
SLOPE*	Nevotex	40 000	1700 mm	100% polyester	Flatweave, for acoustic screens/panels/boards	EN 1021-1	Oeko-Tex
LUXURY*	Nevotex	40 000	1470 mm	100% polyester	Chenille	BS 5852-1, EN 1021-1	Oeko-Tex
CARA*	Camira	-	1700 mm	100% polypropylen	Dobby weave, for acoustic screens/panels/boards	EN 1021-1	EU Ecolabel
CARLOW*	Camira	-	1700 mm	100% polypropylen	Dobby weave, for acoustic screens/panels/boards	EN 1021-1	EU Ecolabel
VALENCIA	Spradling	300 000	1370 mm	100% polyester	Artificial leather, cold tolerance -23C	EN 1021-1&2	REACH

\* Also suitable for floor screens SOVS140140 (1400x1400 mm), SOVS160140 (1600x1400 mm) and SOVS140160 (1400x1600 mm)

TEXTILE PRICE GROUP 4

Name	Supplier	Martin-dale	Width	Composition	Fabric/Leather Type, Notes	Fire Resistance Certificate	Environmental Certificate
MEGAN +	Nevotex	170 000	1420 mm	100% polyester + FR interliner	Velvet, IMO Marine	BS 5852-1, EN 1021-1&2	REACH, Oeko-Tex
WOOLY*	Nevotex	150 000	1500 mm	70% recycled wool, 25% polyamide, 5% other fibers	Flatweave	BS 5852-1, EN 1021-1&2	Global Recycled Standard
WOOLY PLUS*	Nevotex	150 000	1700 mm	70% recycled wool, 25% polyamide, 5% other fibers	Flatweave, for acoustic screens/panels/boards	BS 5852-1, EN 1021-1&2	Global Recycled Standard
FJORD	Nevotex	102 400	1400 mm	100% water-based polyurethane	Phthalate free artificial leather	BS 5852-0&1, EN 1021-1&2	Oeko-Tex
MAURO	Nevotex	100 000	1430 mm	100% polyester	Flatweave	BS 5852, EN 1021-1&2	Oeko-Tex
MEGAN MELANGE +	Nevotex	100 000	1420 mm	100% polyester + FR interliner	Velvet, IMO Marine	BS 5852-1, EN 1021-1&2	REACH, Oeko-Tex
SELECT	Nevotex	100 000	1400 mm	79% phthalate free polyvinyl chloride, 21% cotton	Phthalate free artificial leather	BS 5852, EN 1021-1&2	REACH
SLOTS-FJORD*	Nevotex	100 000	1450 mm	100% polyester	Flatweave	BS 5852, EN 1021-1&2	Oeko-Tex
POD CS	Nevotex	65 000	1400 mm	100% Trevira CS	Flatweave, IMO Marine	BS 5852, EN 1021-1&2	Oeko-Tex, EU Ecolabel
HIGHLAND VINTAGE	Nevotex	51 200	1400 mm	65% polyurethane, 24% polyester, 11% cotton	Artificial leather	EN 1021-1&2	-
ERA	Camira	100 000	1400 mm	100% polyester	Baby herringbone weave	EN 1021-1&2	Oeko-Tex
TONAL	Gabriel	100 000	1400 mm	100% post-consumer recycled polyester	Flatweave	EN 1021-1&2	Oeko-Tex, EU Ecolabel
TONAL 170*	Gabriel	100 000	1700 mm	100% post-consumer recycled polyester	Flatweave, for acoustic screens/panels/boards	EN 1021-1&2	Oeko-Tex, EU Ecolabel
SILVERTEX	Spradling	300 000	1370 mm	100% polyester	Phthalate free artificial leather, cold tolerance -29C, IMO Marine	EN 1021-1&2	REACH, Carbon Neutral Certified, EcoSense

\* Also suitable for floor screens SOVS140140 (1400x1400 mm), SOVS160140 (1600x1400 mm) and SOVS140160 (1400x1600 mm)





